



ART OF LIVING

SOUTH AFRICA'S
NO.1
APPLIANCE
BRAND



DEFY COLLECTION 2025/2026

PRODUCT CATALOGUE



ABOUT US

Pioneering the South African landscape with the first-ever electric stove, Defy won awards for its innovation and technology in 1932, and since then has evolved to be the country's leading home appliance brand. With more than 2500 employees, 80% of the product range is sold into Africa with at least one dealer in each of the 34 Sub-Saharan countries.



2M
Appliances
Per Annum



+2500
Employees



34
Countries



18
Service Centres
Nationally

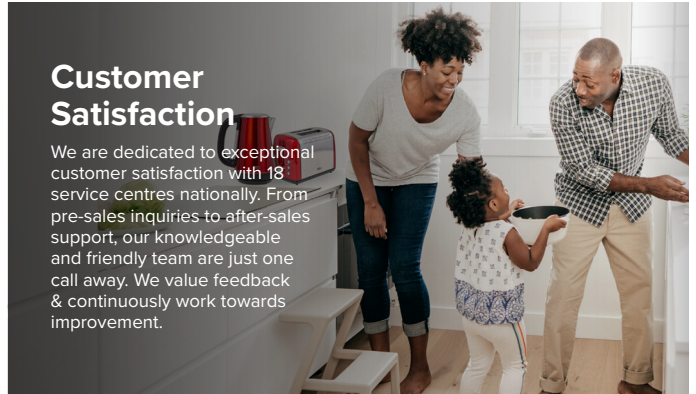
Innovation

Innovation is at the heart of everything we do. Our team of experts is dedicated to staying ahead of the curve, ensuring that our products incorporate features & functionalities to meet your evolving needs.



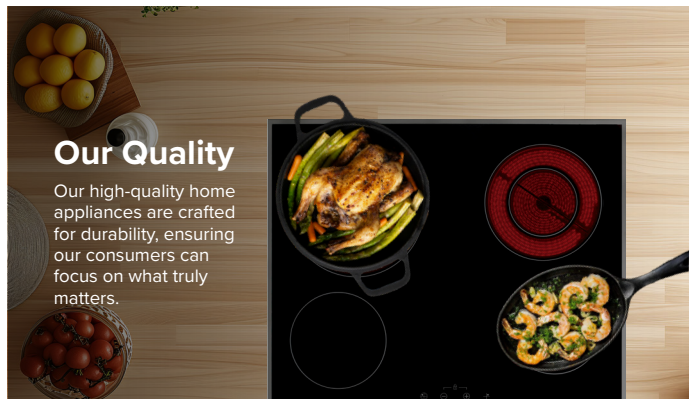
Customer Satisfaction

We are dedicated to exceptional customer satisfaction with 18 service centres nationally. From pre-sales inquiries to after-sales support, our knowledgeable and friendly team are just one call away. We value feedback & continuously work towards improvement.



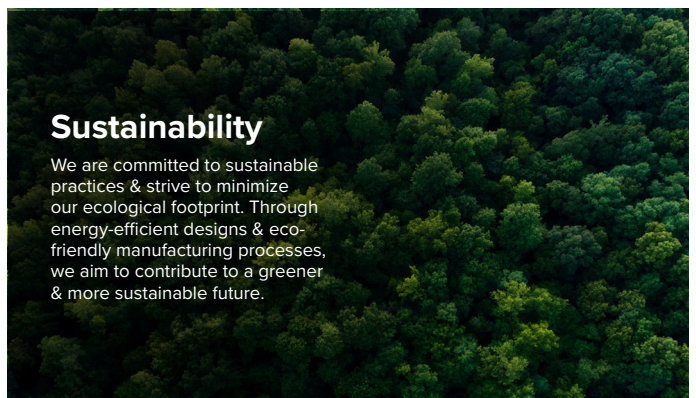
Our Quality

Our high-quality home appliances are crafted for durability, ensuring our consumers can focus on what truly matters.



Sustainability

We are committed to sustainable practices & strive to minimize our ecological footprint. Through energy-efficient designs & eco-friendly manufacturing processes, we aim to contribute to a greener & more sustainable future.



Our People

As a proudly South African company with local manufacturing in two factories in Durban & Ezakheni, Defy employs over 2000 South Africans. Defy is also deeply rooted in the local community through various initiatives and partnerships.



COOKING

04

PAGE	RANGE
08	Gemini Range
12	Slimline Range
17	Domino Range
18	Box Set Bundles
20	Freestanding stoves
23	New York Range
24	Slimline Cookerhoods
26	Gemini Cookerhoods
28	Technical Information

COOLING

38

42	Solar Off-Grid
46	Side-by-Side
48	70/84cm Combi
49	60cm Combi
52	50/54cm Combi
54	Pigeon Pairs
55	Bar Fridges
56	Chest Freezers
58	Technical Information

LAUNDRY

64

68	Front Loader Washing Machines
70	Washer Dryers
71	Top Loader Washing Machines
72	Twin Tub Washing Machines
74	Tumble Dryers
76	Technical Information

DISHWASHERS

78

82	Dishwashers
85	Technical Information

SMALL APPLIANCES

86

88	Airfryers
90	Microwaves
95	Grey Glow Range
96	Black Glow Range
97	Hand Mixers
98	Kettles
100	Irons
101	Heaters, Fans and Vacuum

COOKING RANGE



Master Your Culinary Domain

The Defy Cooking Range blends sleek design with advanced functionality, redefining culinary experiences in the modern kitchen. Boasting a range of innovative features, including precision temperature control and efficient energy consumption, it empowers chefs of all levels to unleash their creativity. Whether you're a seasoned chef or an aspiring home cook, the Defy Cooking Range offers versatility and reliability, ensuring each dish is cooked to perfection. With its classy interface and durable construction, this range is a cornerstone of any contemporary kitchen, where style meets substance in every culinary endeavour.



THERMOFAN+™ TECHNOLOGY

Defy's ThermoFan+ Technology is your secret weapon for perfect meals, every time. This innovative technology uses advanced heat circulation to deliver consistent, even heat throughout your oven. The result? Juicy roasts, perfectly browned vegetables, and crusty bread that will have you smiling from ear to ear. Plus, ThermoFan+ is energy-efficient and cooks food faster, saving you time and money in the kitchen!



AIRFIRE

Defy's AirFire Technology allows you to cook wholesome food with reduced fats, preserving nutrients in large quantities. Unlike any other Air fryer on the market, our Gemini oven offers a large capacity, enabling the whole family to savour a healthy, oil-free meal using the AirFire function.

Made possible through a newly designed, bespoke stainless-steel basket that ensures optimum heat flow for cooking perfection. Combining 3D cooking and ThermoFan+, our new basket design generates radiant heat from the heating elements, circulating at high speed throughout the oven, resulting in a perfect crisp, golden brown finish for your favourite foods in just a few minutes.



3D COOKING

Defy understands the importance of convenience and efficiency in the kitchen. Our 3D Cooking function utilizes upper heating, lower heating, and fan heating to ensure that your meal is cooked evenly and quickly.

With the ability to cook with just a single tray, this feature harnesses all 3 elements to speed up cooking time and guarantee that your food is cooked evenly and faster than ever before. The result? Perfectly cooked dishes in record time, with less hassle for you!



STEAM ASSISTED CLEANING

Say goodbye to tough oven cleaning with our Steam Assisted Cleaning feature. Harnessing the power of hot steam, it effortlessly softens and loosens hardened grime, making cleaning a breeze and keeping your oven in pristine condition without the hassle.



STEAM ASSISTED COOKING

Discover a whole new world of baking with Defy's Steam Assisted Cooking feature. By infusing your food with steam, you can achieve remarkable results that will transform your baking endeavours. Experience crisper crusts, moist crumbs, and fuller loaves of bread, culminating in a truly delightful cooking experience.



CATALYTIC CLEANING

Ovens with catalytic walls feature a light matte and porous surface that is designed for your convenience. You won't need to worry about cleaning these walls, as their unique porous structure effortlessly absorbs oil, making maintenance a breeze.

TECHNOLOGICAL SOLUTIONS



MULTIFUNCTION OVEN

The multifunction core design has six options to make life easier in the kitchen, giving you the ultimate convenience.



FAN-ASSISTED STATIC BAKE

The fan-assisted cooking with heat from both top and bottom heating elements provide quick and homogeneous results, making it an ideal Programmer for baking biscuits and cookies.



HALO-VIEW

Halogen lamp illumination inside the oven cavity ensures a brighter cooking experience and better view of the inner cavity, eliminating over-cooking when baking or grilling.



THERMOFAN+

Using both baking trays at the same time, multiple dishes can be cooked simultaneously without any flavour or aroma transfer. Doors may be conveniently opened at anytime to inspect food without any risk.



STATIC BAKE

The top and bottom elements are used for traditional baking and roasting – without the use of a fan.



FEAST MASTER

Prepare large meals effortlessly or cook more dishes at the same time with a spacious interior ideal for bulk cooking and family feasts.



AIRFIRE TECHNOLOGY

Cooks wholesome food with reduced fats, preserving nutrients in large quantities.



3D COOKING

Utilizes upper heating, lower heating, and fan heating to ensure that your meal is cooked evenly and quickly.



STEAM ASSISTED COOKING

An incorporation of steam and heat to provide succulent cooking results.



STEAM ASSISTED CLEANING

The power of hot steam, softens and loosens stubborn grime, for better cleaning.



REMOVABLE GLASS DOOR

Accessible inner glass door for easy cleaning.



SIDE RACKS

5 Multi level cooking racks.



CATALYTIC CLEANING

Loosens hardened grime for easy cleaning



TELESCOPIC SHELF EXTENSION

Provides smooth and convenient access to dishes. Effortlessly removing hot trays, ease and safety in handling.

SAFETY & CONVENIENCE SOLUTIONS



ELECTRONIC IGNITION

Control knob is held down & turned to the left (counter-clockwise) during this time the ignition button is pushed & held for approximately 10 seconds, whereupon the gas is lit.



FLAME FAILURE SAFETY DEVICE

As a safety feature, should the flame extinguish for whatever reason, the flow of gas to the burner will automatically be terminated



COOL-TOUCH OVEN DOOR

As hot air rises and escapes through slots at the top of the oven, it is replaced with cool air from the bottom – the constant flow of air keeps the glass door cool. Additionally, an inner and outer glass prevents excessive heat on the door surface.



INVISI-BAKE

A concealed bake element creates more space in the oven and improves the interior outlook. This adds to the longevity of the element which is protected from oven conditions and spillage.



STATIC GRILL

Ideal Programme for grilling steaks, sausage, bacon or fish.



TURBO GRILL

Reduces moisture loss when grilling thick pieces of meat and fish, with both fan & grilling elements used for fast and even cooking



TOUCH CONTROL

The sleek electronic display offers easy touch control settings, giving you a hob that combines the latest technology and style.



DUAL ZONE COOKING

An extendable cooking zone that allows you the convenience of using either a small pot or a large one.



TRIPLE ZONE COOKING

An extendable cooking zone that allows you the convenience of using either a small, medium or large pot.



HOT SURFACE INDICATOR LIGHT

For your safety, a light that warns you if the surface is hot.



WOK BURNER

Wok burners have a Double Gas Flame for a more effective and powerful cooking experience



PRECISE FLAME

9 Power levels for precise heating.



REMOVABLE GLASS DOOR

Accessible inner glass door for easy cleaning.

ENVIRONMENTAL SOLUTIONS



ENERGY EFFICIENCY

Lower your energy consumption, reducing electricity costs and benefiting the environment.



DBO768

70cm Gemini Double Oven ThermoFan+ & AirFire Mirror

FEATURES

- AirFire Functionality
- A Energy Rating
- 89/80L Usable Volume
- Side Racks
- Halogen Light
- Glass Control Panel
- Touch Control Timer
- Hidden Bake Element
- Removable Inner Glass
- Round Aluminium Handle

FUNCTIONS

- ThermoFan+
- AirFire
- 3D Cooking
- Grill

- Turbo Grill
- Conventional Cooking
- Bake
- Defrost
- Steam Assisted Cleaning

ACCESSORIES

- 2x Bake Tray
- 1x Roast Pan
- 1x AirFire Basket
- 2x Wire Racks

DIMENSIONS (H x W x D)

- Unpacked: 1100 x 730 x 650mm
- Packed: 1160 x 770 x 710mm



DBO767

70cm Gemini Double Oven ThermoFan+ & AirFire Black

FEATURES

- AirFire Functionality
- A Energy Rating
- 89/80L Usable Volume
- Side Racks
- Halogen Light
- Glass Control Panel
- Touch Control Timer
- Hidden Bake Element
- Removable Inner Glass
- Round Aluminium Handle

FUNCTIONS

- ThermoFan+
- AirFire
- 3D Cooking
- Grill

- Turbo Grill
- Conventional Cooking
- Bake
- Defrost
- Steam Assisted Cleaning

ACCESSORIES

- 2x Bake Tray
- 1x Roast Pan
- 1x AirFire Basket
- 2x Wire Racks

DIMENSIONS (H x W x D)

- Unpacked: 1100 x 730 x 650mm
- Packed: 1160 x 770 x 710mm



DBO775

70cm Gemini Single Oven ThermoFan+ & AirFire Mirror

FEATURES

- AirFire Functionality
- A Energy Rating
- 80L Usable Volume
- Side Racks
- Halogen Light
- Glass Control Panel
- Touch Control Timer
- Hidden Bake Element
- Removable Inner Glass
- Round Aluminium Handle

FUNCTIONS

- ThermoFan+
- AirFire
- 3D Cooking
- Grill

- Turbo Grill
- Conventional Cooking
- Bake
- Defrost
- Steam Assisted Cleaning

ACCESSORIES

- 2x Bake Tray
- 1x Roast Pan
- 1x AirFire Basket
- 2x Wire Racks

DIMENSIONS (H x W x D)

- Unpacked: 740 x 770 x 710mm
- Packed: 670 x 730 x 650mm



DBO774

70cm Gemini Single Oven ThermoFan+ & AirFire Black

FEATURES

- AirFire Functionality
- A Energy Rating
- 80L Usable Volume
- Side Racks
- Halogen Light
- Glass Control Panel
- Touch Control Timer
- Hidden Bake Element
- Removable Inner Glass
- Round Aluminium Handle

FUNCTIONS

- ThermoFan+
- AirFire
- 3D Cooking
- Grill

- Turbo Grill
- Conventional Cooking
- Bake
- Defrost
- Steam Assisted Cleaning

ACCESSORIES

- 2x Bake Tray
- 1x Roast Pan
- 1x AirFire Basket
- 2x Wire Racks

DIMENSIONS (H x W x D)

- Unpacked: 740 x 770 x 710mm
- Packed: 670 x 730 x 650mm





DBO772

70cm Gemini Single Oven Static Black

FEATURES

- A Energy Rating
- 89L Usable Volume
- Side Racks
- Halogen Light
- Glass Control Panel
- Touch Control Timer
- Hidden Bake Element
- Removable Inner Glass
- Round Aluminium Handle

- Bake
- Steam Assisted Cleaning

ACCESSORIES


- 1x Roast Pan
- 2x Wire Racks

DIMENSIONS (H x W x D)

- Unpacked: 740 x 770 x 710mm
- Packed: 670 x 730 x 650mm

FUNCTIONS

- Grill
- Conventional Cooking



DHD514


90cm Gemini Vitroceramic Triple Zone Hob Black CP

FEATURES

- 5 Vitroceramic Plates
- 1 Triple Zone
- Touch Control Switches
- Timer
- Hot Surface Indicator Light
- Plate Indicator Lights
- Built-in Hob To Match Any Defy Eye-Level Oven

DIMENSIONS (H x W x D)

- Unpacked: 140 x 920 x 550mm
- Packed: 45 x 820 x 500mm



DHD413

90cm Gemini Vitroceramic Hob Black CP

FEATURES

- 4 Vitroceramic Plates
- Heat Switches
- Hot Surface Indicator Light
- Plate Indicator Lights
- Built-in Hob To Match Any Defy Eye-Level
- Oven Black Ceramic Glass

DIMENSIONS (H x W x D)

- Unpacked: 140 x 920 x 550mm
- Packed: 80 x 820 x 510



DHD417

77cm Gemini Vitroceramic Hob Black CP

FEATURES

- 4 Vitroceramic Plates
- 1 Dual Zone
- 1 Extended Zone
- Touch Control Switches
- Hot Surface Indicator Light
- Plate Indicator Light
- Built-in Hob To Match Any Defy Eye-Level Oven

DIMENSIONS (H x W x D)

- Unpacked: 140 x 865 x 550mm
- Packed: 45 x 770 x 510mm





DHD416

90cm Gemini Solid Hob Black CP

FEATURES

- 4 Solid Plates
- 1 Thermal Protection Plate
- Heat Switches
- Plate Indicator Lights
- Built-in Hob To Match Any Defy Eye-Level Oven

DIMENSIONS (H x W x D)

- Unpacked: 140 x 920 x 550mm
- Packed: 90 x 820 x 500mm



DHG901

90cm Gemini Dual Fuel Hob Black CP

FEATURES

- 4 Vitroceramic Plates And 1 Wok Burner
- 4kw Wok Burner
- 2 X 1800w Plates
- 2 X 1200w Plates
- Electric Ignition
- Flame Failure Safety Device
- Cast Iron Pan Supports
- Touch Controls
- Precise Flame
- Hot Surface Indicator Light

DIMENSIONS (H x W x D)

- Unpacked: 150 x 940 x 600mm
- Packed: 100 x 890 x 510mm



DHG931

90cm Gemini Gas on Glass Hob with Wok Black

FEATURES

- 5 Gas Burners
- 1 Wok Burner
- Electric Ignition
- Precise Flame
- Flame Failure Safety Device
- Continuous Cast Iron Pan Supports
- Black Glass

DIMENSIONS (H x W x D)

- Unpacked: 150 x 940 x 600mm
- Packed: 100 x 890 x 510mm



DHG905

90cm Gemini Gas on Glass Hob with Wok Black

FEATURES

- 5 Gas Burners
- 1 Wok Burner With Twin Flame(3.3kw)
- Electric Ignition
- Precise Flame
- Flame Failure Safety Device
- Cast Iron Pan Supports

DIMENSIONS (H x W x D)

- Unpacked: 150 x 940 x 600mm
- Packed: 100 x 890 x 510mm





DHG129

90cm Gemini Gas Hob with Wok Stainless Steel

FEATURES

- 5 Gas Burners
- 1 Wok Burner With Twin Flame (4kw)
- Electric Ignition
- Flame Failure Safety Device
- Cast Iron Pan Supports

DIMENSIONS (H x W x D)

- Unpacked: 150 x 940 x 600mm
- Packed: 100 x 890 x 510mm



DHG128

90cm Gemini Gas Hob with Wok Black

FEATURES

- 5 Gas Burners
- 1 Wok Burner With Twin Flame (4kw)
- Electric Ignition
- Flame Failure Safety Device
- Cast Iron Pan Supports

DIMENSIONS (H x W x D)

- Unpacked: 150 x 940 x 600mm
- Packed: 100 x 890 x 510mm



DHG701

70cm Gemini Gas on Glass Hob with Wok Black

FEATURES

- 4 Gas Burners
- 1 Wok Burner With Twin Flame (3.3kw)
- Electric Ignition
- Precise Flame
- Flame Failure Safety Device
- Cast Iron Pan Supports

DIMENSIONS (H x W x D)

- Unpacked: 150 x 730 x 600mm
- Packed: 100 x 690 x 510mm





DBO499

60cm Slimline Eye-Level Oven ThermoFan+ & AirFire Black

FEATURES

- Oven Type: Eye-Level Thermofan+
- Air Fryer Functionality
- Energy Rating: A+
- Usable Volume: 72l
- Full Touch Control With Timer
- Catalytic Cleaning
- Telescopic Rail
- Timer: Touch Control Digital Timer
- Brushed Aluminium Handle
- Removable Inner Glass

FUNCTIONS

- 3D Cooking
- Pizza Pro
- Airfire
- Grill

- Turbo Grill
- Conventional Cooking
- Bake
- Defrost

ACCESSORIES

- 1x Deep Tray
- 1x Standard Tray
- 1x Airfry Basket
- 1x Wire Rack

DIMENSIONS (H x W x D)

- Unpacked: 600 x 595 x 564mm
- Packed: 650 x 660 x 710mm



DBO489E

60cm Slimline Eye-Level ThermoFan+ Oven Black

FEATURES

- Oven Type: Eye-Level Thermofan+
- Energy Rating: A
- Usable Volume: 70l
- Side Racks
- Timer: Touch Control Digital Timer
- Handle: Square Brushed Aluminium
- Inner Oven Door: Removable Inner Glass

FUNCTIONS

- 3D Cooking
- ThermoFan+
- Grill
- Turbo Grill

- Conventional Cooking
- Bake
- Defrost
- Steam Assisted Cooking
- Steam Assisted Cleaning

ACCESSORIES

- 2x Wire Racks
- 1x Roast Pan
- 1x Bake Tray

DIMENSIONS (H x W x D)

- Unpacked: 600 x 595 x 564mm
- Packed: 650 x 660 x 710mm



DBO496E

60cm Slimline Eye-Level ThermoFan+ Oven Stainless Steel

FEATURES

- Oven Type: Eye-Level Thermofan+
- Energy Rating: A
- Usable Volume: 70l
- Timer: Touch Control Digital Timer
- Handle: Square Brushed Aluminium
- Inner Oven Door: Removable Inner Glass

FUNCTIONS

- 3D Cooking
- ThermoFan+ Bake
- Grill
- Turbo Grill
- Conventional Cooking

- Bake
- Defrost
- Steam Assisted Cooking
- Steam Assisted Cleaning

ACCESSORIES

- 2x Wire Racks
- 1x Roast Pan
- 1x Bake Tray

DIMENSIONS (H x W x D)

- Unpacked: 600 x 595 x 564mm
- Packed: 650 x 660 x 710mm



DBO486E

60cm Slimline Eye-Level Fan Assisted Oven Inox Imitate

FEATURES

- Oven Type: Eye-Level Multifunction
- Energy Rating: A
- Usable Volume: 70l
- Timer: Mechanical
- Handle: Square Brushed Aluminium
- Inner Oven Door: Removable Inner Glass
- Glass Control Panel

FUNCTIONS

- Bake
- Grill
- Turbo Grill
- Conventional Cooking
- Steam Assisted Cleaning
- Fan Assisted Grill
- Fan Assisted Bake

ACCESSORIES

- 1x Wire Rack
- 1x Roast Pan

DIMENSIONS (H x W x D)

- Unpacked: 600 x 595 x 564mm
- Packed: 650 x 660 x 710mm





DBO484E

60cm Slimline Eye-Level Static Oven Stainless Steel

FEATURES

- Oven Type: Eye-Level Static oven
- Energy Rating: A
- Usable Volume: 78l
- Timer: Mechanical
- Side Racks
- Handle: Square Brushed Aluminium
- Inner Oven Door: Removable Inner Glass
- Stainless steel control panel

ACCESSORIES

- 1x Wire Rack
- 1x Roast Pan

DIMENSIONS (H x W x D)

- Unpacked: 600 x 595 x 564mm
- Packed: 650 x 660 x 710mm

FUNCTIONS

- Bake
- Grill
- Conventional Cooking
- Steam Assisted Cleaning



DBO483E

60cm Slimline Eye-Level Static Oven Black

FEATURES

- Oven Type: Eye-Level Static oven
- Energy Rating: A
- Usable Volume: 78l
- Timer: Mechanical
- Handle: Square Brushed Aluminium
- Inner Oven Door: Removable Inner Glass

ACCESSORIES

- 1x Wire Rack
- 1x Roast Pan

DIMENSIONS (H x W x D)

- Unpacked: 600 x 595 x 564mm
- Packed: 650 x 660 x 710mm

FUNCTIONS

- Bake
- Grill
- Conventional Cooking
- Steam Assisted Cleaning



DBO482E

60cm Slimline Undercounter Static Oven Black

FEATURES

- Oven Type: Undercounter Static oven
- Energy Rating: A
- Usable Volume: 78l
- Timer: Mechanical
- Handle: Square Brushed Aluminium
- Inner Oven Door: Removable Inner Glass

ACCESSORIES


- 1x Wire Rack
- 1x Roast Pan

DIMENSIONS (H x W x D)

- Unpacked: 600 x 595 x 564mm
- Packed: 650 x 660 x 710mm

FUNCTIONS

- Bake
- Grill
- Conventional Cooking
- Steam Assisted Cleaning



DHD409

60cm Slimline Vitroceramic Hob Black NCP

FEATURES

- 4 Vitroceramic Plates
- No Control Switches
- Hot Surface Indicator Light
- Plate Indicator Lights
- Built-in Hob To Match Any Defy Under Counter Oven

DIMENSIONS (H x W x D)

- Unpacked: 45 x 580 x 510mm
- Packed: 150 x 660 x 550mm





DHD494


60cm Slimline Vitroceramic Dual Zone Hob Black CP

FEATURES

- 4 Vitroceramic Plates
- 1 Dual Zone
- Touch Control Switches
- Hot Surface Indicator Light
- Plate Indicator Lights
- Child Lock
- Stainless Steel Trim
- Built-in Hob To Match Any Defy Eye-Level Oven Black Glass

DIMENSIONS (H x W x D)

- Unpacked: 45 x 580 x 510mm
- Packed: 150 x 660 x 550mm



DHD406A


65cm Slimline Vitroceramic Hob Black CP

FEATURES

- 4 Vitroceramic Plates
- Touch Control Switches
- Hot Surface Indicator Light
- Plate Indicator Lights
- Built-in Hob To Match Any Defy Eye-Level Oven
- Black Ceramic Glass

DIMENSIONS (H x W x D)

- Unpacked: 42 x 650 x 510mm
- Packed: 140 x 660 x 550mm



DHD411

68cm Slimline Vitroceramic Hob Black CP

FEATURES

- 4 Vitroceramic Plates
- Heat Switches
- Hot Surface Indicator Light
- Plate Indicator Light
- Built-in Hob To Match Any Defy Eye Level Oven

DIMENSIONS (H x W x D)

- Unpacked: 80 x 685 x 510mm
- Packed: 140 x 730 x 550mm



DHG614

65cm Slimline Gas on Glass Hob Wok & Precise Flame Black

FEATURES

- 4 Gas Burners
- Electric Ignition
- 1 Wok Burner With Twin Flame(3.3KW)
- 65cm Hob Surface Area
- PreciseFlame
- Flame Failure Safety Device
- Continuous Cast Iron Pan Supports
- Black Glass

DIMENSIONS (H x W x D)

- Unpacked: 109 x 646 x 520mm
- Packed: 150 x 715 x 600mm





DHG604

60cm Slimline Gas on Glass Hob with Wok Black

FEATURES

- 4 Gas Burners
- Electric Ignition
- 1 x 3.3kW Wok Burner
- 2 x 2kW Gas Burners
- 1 x 1kW Gas Burner
- Flame Failure Safety Feature
- Cast Iron Pan Supports
- Black Glass

DIMENSIONS (H x W x D)

- Unpacked: 100 x 590 x 510mm
- Packed: 150 x 660 x 550mm



DHG602

60cm Slimline Gas Hob with Wok Stainless Steel

FEATURES

- 4 Gas Burners
- Electric Ignition
- 1 x 3.3kW Wok Burner
- 2 x 2kW Burners
- 1 x 1kW Burner
- Flame Failure Safety Feature
- Cast Iron Pan Supports

DIMENSIONS (H x W x D)

- Unpacked: 100 x 580 x 510mm
- Packed: 140 x 660 x 555mm



DHG132

60cm Slimline Gas Hob Black

FEATURES

- 4 Gas Burners
- Electric Ignition
- Flame Failure Safety Device
- Cast Iron Pan Supports

DIMENSIONS (H x W x D)

- Unpacked: 100 x 580 x 510mm
- Packed: 140 x 660 x 555mm



DHG133

60cm Slimline Gas Hob Stainless Steel

FEATURES

- 4 Gas Burners
- Electric Ignition
- Flame Failure Safety Device
- Cast Iron Pan Supports

DIMENSIONS (H x W x D)

- Unpacked: 100 x 580 x 510mm
- Packed: 140 x 660 x 555mm





DHD332

60cm Slimline Solid Hob Black NCP

FEATURES

- 4 Solid Plates
- 1 Thermal Protection Plate
- No Control Switches
- Built-in Hob To Match Any Defy Under-Counter Oven

DIMENSIONS (H x W x D)

- Unpacked: 60 x 587 x 512mm
- Packed: 140 x 660 x 550mm



DHD398

60cm Slimline Solid Hob Black CP

FEATURES

- 4 Solid Plates
- 1 Thermal Protection Plate
- Heat Switches
- Built-in Hob To Match Any Defy Eye Level Oven

DIMENSIONS (H x W x D)

- Unpacked: 60 x 587 x 512mm
- Packed: 140 x 660 x 550mm



DHD399

60cm Slimline Solid Hob Stainless steel CP

FEATURES

- 4 Solid Plates
- 1 Thermal Protection Plate
- Heat Switches
- Built-in Hob To Match Any Defy Eye Level Oven

DIMENSIONS (H x W x D)

- Unpacked: 60 x 587 x 512mm
- Packed: 140 x 660 x 550mm





DHG134


30cm Domino Gas Hob Stainless Steel

FEATURES

- 2 Gas Burners
- Control Switches
- Cast Iron Pan Supports
- Built-in Hob To Match Any Defy Eye-Level Oven

DIMENSIONS (H x W x D)

- Unpacked: 100 x 288 x 510mm
- Packed: 140 x 350 x 540mm



DHD408

30cm Domino Vitroceramic Hob Black

FEATURES

- 2 Vitroceramic Plates
- Front Control Switches
- Plate Indicator Light
- Built-in Hob to match any Defy Eye-Level Oven Black Glass

DIMENSIONS (H x W x D)

- Unpacked: 100 x 288 x 510mm
- Packed: 140 x 350 x 540mm



DHD400

DHD401

DHD400 / 401

30cm Domino Solid Hob Black / Stainless steel


FEATURES

- 2 Solid Plates
- Control Switches
- Plate Indicator Light
- Built-in Hob To Match Any Defy Eye-Level Oven

DIMENSIONS (H x W x D)

- Unpacked: 100 x 288 x 510mm
- Packed: 140 x 350 x 540mm





DCB896E

Slimline Box Set DBO489E & DHD406A

FEATURES (Oven)

- Oven Type: Eye-Level ThermoFan+
- Energy Rating: A
- Usable Volume: 70L
- Side Racks
- Timer: Touch Control Digital Timer
- Handle: Square Brushed Aluminium
- Inner Oven Door: Removable Inner Glass

ACCESSORIES

- 2x Wire Racks
- 1x Roast Pan
- 1x Bake Tray

FEATURES (Hob)


- 4 Vitroceramic Plates
- Touch Control Switches
- Hot Surface Indicator Light
- Plate Indicator Lights

FUNCTIONS

- 3D Cooking
- ThermoFan+
- Grill
- Turbo Grill
- Conventional Cooking
- Bake
- Defrost
- Steam Assisted Cooking
- Steam Assisted Cleaning

DIMENSIONS (H x W x D)

- Box Packed: 770 x 670 x 707mm
- Unpacked (oven): 595 x 595 x 570mm
- Unpacked (hob): 42 x 650 x 510mm



DCB866E

Slimline Box Set DBO486E & DHD406A

FEATURES (Oven)

- Oven Type: Eye-Level Multifunction
- Energy Rating: A
- Usable Volume: 70L
- Timer: Mechanical
- Handle: Square Brushed Aluminium
- Inner Oven Door: Removable Inner Glass
- Glass Control Panel

ACCESSORIES

- 1x Wire Rack
- 1x Roast Pan

FEATURES (Hob)

- 4 Vitroceramic Plates
- Touch Control Switches
- Hot Surface Indicator Light
- Plate Indicator Lights

FUNCTIONS

- Bake
- Grill
- Turbo Grill
- Conventional Cooking
- Steam Assisted Cleaning
- Fan Assisted Grill
- Fan Assisted Bake

DIMENSIONS (H x W x D)

- Box Packed: 770 x 670 x 707mm
- Unpacked (oven): 595 x 595 x 570mm
- Unpacked (hob): 42 x 650 x 510mm



DCB838E

Slimline Box Set DBO483E & DHD398

FEATURES (Oven)

- Oven Type: Eye-Level Static
- Energy Rating: A
- Usable Volume: 78L
- Timer: Mechanical
- Handle: Square Brushed Aluminium
- Inner Oven Door: Removable Inner Glass
- Side Racks

ACCESSORIES

- 1x Wire Rack
- 1x Roast Pan

FEATURES (Hob)

- 4 Solid Plates
- 1 Thermal Protection Plate
- Heat Switches

FUNCTIONS

- Conventional Cooking
- Grill
- Bake
- Steam Assisted Cleaning

DIMENSIONS (H x W x D)

- Box Packed: 770 x 670 x 707mm
- Unpacked (oven): 595 x 595 x 570mm
- Unpacked (hob): 60 x 587 x 512mm





DCB849E

Slimline Box Set DBO484E & DHD399

FEATURES (Oven)

- Oven Type: Eye-Level Static
- Energy Rating: A
- Usable Volume: 78L
- Timer: Mechanical
- Handle: Square Brushed Aluminium
- Inner Oven Door: Removable Inner Glass
- Side Racks

ACCESSORIES

- 1x Wire Rack
- 1x Roast Pan

FEATURES (Hob)

- 4 Solid Plates
- 1 Thermal Protection Plate
- Heat Switches

FUNCTIONS

- Conventional Cooking
- Grill
- Bake
- Steam Assisted Cleaning

DIMENSIONS (H x W x D)

- Box Packed: 770 x 670 x 707mm
- Unpacked (oven): 595 x 595 x 570mm
- Unpacked (hob): 60 x 587 x 512mm



DCB843E

Slimline Box Set DBO484E & DHG133

FEATURES (Oven)

- Oven Type: Eye-Level Static
- Energy Rating: A
- Usable Volume: 78L
- Timer: Mechanical
- Handle: Square Brushed Aluminium
- Inner Oven Door: Removable Inner Glass
- Side Racks

ACCESSORIES

- 1x Wire Rack
- 1x Roast Pan

FEATURES (Hob)

- 4 Gas Burners
- Electric Ignition
- Variable Burner Control


- Flame Failure Safety Device
- Cast Iron Pan Supports
- Stainless steel

FUNCTIONS

- Conventional Cooking
- Grill
- Bake
- Steam Assisted Cleaning

DIMENSIONS (H x W x D)

- Box Packed: 810 x 670 x 710mm
- Unpacked (oven): 595 x 595 x 570mm
- Unpacked (hob): 100 x 580 x 510mm



DCB822E

Slimline Box Set DBO482E & DHD332

FEATURES (Oven)

- Oven Type: Undercounter static
- Energy Rating: A
- Usable Volume: 78L
- Timer: Mechanical
- Handle: Square Brushed Aluminium
- Inner Oven Door: Removable Inner Glass
- Side Racks

ACCESSORIES

- 1x Wire Rack
- 1x Roast Pan

FEATURES (Hob)

- 4 Solid Plates
- 1 Thermal Protection Plate
- No Control Switches

FUNCTIONS

- Conventional Cooking
- Grill
- Bake
- Steam Assisted Cleaning

DIMENSIONS (H x W x D)

- Box Packed: 770 x 670 x 707mm
- Unpacked (oven): 595 x 595 x 570mm
- Unpacked (hob): 60 x 587 x 512mm





DSS693

60cm Electric Freestanding Stove White RC

FEATURES

- Hob: 4 Solid Plates
- Oven Type: Static
- Energy rating: A
- Usable Volume: 78L
- Side Racks
- Handle: Curved Aluminium
- Inner Oven Door: Removable Inner Glass
- Warmer Drawer

FUNCTIONS

- Static Bake
- Static Grill

- Conventional Cooking
- Steam Assisted Cleaning

ACCESSORIES

- 1x Wire Rack
- 1x Roast Pan

DIMENSIONS (H x W x D)

- Unpacked: 1215 x 600 x 665mm
- Packed: 1258 x 778 x 726mm



DSS694

60cm Electric Freestanding Stove Black RC

FEATURES

- Hob: 4 Solid Plates
- Oven Type: Static
- Energy rating: A
- Usable Volume: 78L
- Side Racks
- Handle: Curved Aluminium
- Inner Oven Door: Removable Inner Glass
- Warmer Drawer

FUNCTIONS

- Static Bake
- Static Grill

- Conventional Cooking
- Steam Assisted Cleaning

ACCESSORIES

- 1x Wire Rack
- 1x Roast Pan

DIMENSIONS (H x W x D)

- Unpacked: 1215 x 600 x 650mm
- Packed: 1258 x 778 x 726mm



DSS697

60cm Electric Freestanding Stove ThermoFan+ Black RC

FEATURES

- Hob: 4 Solid Plates
- Oven Type: ThermoFan+
- Energy Rating: A
- Usable Volume: 71L
- Side Racks
- Handle: Curved Aluminium
- Inner Oven Door: Removable Inner Glass
- Warmer Drawer

FUNCTIONS

- 3D Cooking
- ThermoFan+
- Turbo Grill •Grill
- Conventional Cooking

- Bake • Defrost
- Steam Assisted Cooking
- Steam Assisted Cleaning

ACCESSORIES

- 2x Wire Racks
- 1x Roast Pan
- 1x Bake Tray

DIMENSIONS (H x W x D)

- Unpacked: 1258 x 600 x 665mm
- Packed: 1258 x 778 x 726mm



DSS617

60cm Vitroceramic Freestanding Stove ThermoFan+ Black RC

FEATURES

- Hob: 4 Vitroceramic Plates
- Oven Type: ThermoFan+
- Energy Rating: A
- Usable Volume: 71L
- Side Racks
- Timer: Touch Control Digital Timer
- Handle: Curved Aluminium
- Inner Oven Door: Removable Inner Glass
- Glass Control Panel
- Utility Drawer

FUNCTIONS

- 3D Cooking
- ThermoFan+


- Turbo Grill •Grill
- Conventional Cooking
- Bake • Defrost
- Steam Assisted Cooking
- Steam Assisted Cleaning

ACCESSORIES

- 1x Wire Rack
- 1x Roast Pan

DIMENSIONS (H x W x D)

- Unpacked: 1258 x 600 x 665mm
- Packed: 1258 x 778 x 726mm





DSS612

60cm Electric Freestanding Stove Black FC

FEATURES

- Hob: 4 Solid Plates
- Oven Type: Static
- Energy rating: A
- Usable Volume: 78L
- Side Racks
- Handle: Curved Aluminium
- Timer: Mechanical
- Inner Oven Door: Removable Inner Glass
- Utility Drawer

FUNCTIONS

- Static Bake
- Static Grill

- Conventional Cooking
- Steam Assisted Cleaning

ACCESSORIES

- 1x Wire Rack
- 1x Roast Pan

DIMENSIONS (H x W x D)

- Unpacked: 905 x 600 x 650mm
- Packed: 1000 x 778 x 726mm



DGS670

60cm Full Gas Freestanding Stove Black

FEATURES

- Hob: 4 Gas Burners
- Oven Type: Gas
- Usable Volume: 72L
- Side Racks
- Handle: Curved Aluminium
- Inner Oven Door: Removable Inner Glass
- Glass Lid
- Utility Drawer
- Push Button Ignition
- Cast Iron Pan Supports

FUNCTIONS

- Full Gas Oven With Bake And Grill Function

ACCESSORIES

- 1x Wire Rack
- 1x Roast Pan

DIMENSIONS (H x W x D)

- Unpacked: 905 x 600 x 650mm
- Packed: 1000 x 778 x 726mm



DGS679

60cm Gas Electric Freestanding Stove Black FC

FEATURES

- Hob: 3 Gas Burners 1 Solid Plate
- Oven Type: Static
- Energy rating: A
- Usable Volume: 78L
- Side Racks
- Handle: Curved Aluminium
- Timer: Mechanical
- Inner Oven Door: Removable Inner Glass
- Glass Lid
- Utility Drawer
- Auto Ignition
- Cast Iron Pan Supports

FUNCTIONS

- Static Bake
- Static Grill
- Conventional Cooking
- Steam Assisted Cleaning

ACCESSORIES

- 1x Wire Rack
- 1x Roast Pan

DIMENSIONS (H x W x D)

- Unpacked: 905 x 600 x 650mm
- Packed: 1000 x 778 x 726mm



DGS606

60cm Gas Electric Freestanding Stove Thermofan+ Black

FEATURES

- Hob: 4 Gas Burners
- Oven Type: Thermofan+
- Energy Rating: A
- Usable Volume: 71L
- Side Racks
- Timer: Mechanical
- Handle: Curved Aluminium
- Inner Oven Door: Removable Inner Glass
- Glass Lid • Utility Drawer
- Auto Ignition
- Cast Iron Pan Supports

FUNCTIONS

- 3D Cooking
- ThermoFan+

- Turbo Grill •Grill
- Conventional Cooking
- Bake • Defrost
- Steam Assisted Cooking
- Steam Assisted Cleaning

ACCESSORIES

- 2x Wire Racks
- 1x Roast Pan
- 1x Bake Tray

DIMENSIONS (H x W x D)

- Unpacked: 905 x 600 x 650mm
- Packed: 1000 x 778 x 726mm





DSS556

50cm 4 Plate Electric Stove Black RC

FEATURES

- Hob: 4 Solid Plates
- Oven Type: Static oven
- Energy Rating: A
- Usable Volume: 55L
- Handle: Curved Aluminium
- Plate Indicator Light
- Large Viewing Window
- Heat Switches & Function Selector
- Inner Oven Door: Removable Inner Glass
- Utility Drawer

FUNCTIONS

- Static Grill
- Conventional Cooking
- Steam Assisted Cleaning

ACCESSORIES

- 1x Wire Rack
- 1x Roast Pan

DIMENSIONS (H x W x D)

- Unpacked: 1154 x 512 x 683mm
- Packed: 1211 x 572 x 714mm



DSS554

50cm 4 Plate Compact Electric Stove Black FC

FEATURES

- Hob: 4 Solid Plates
- Oven Type: Static oven
- Energy Rating: A
- Usable Volume: 55L
- Handle: Curved Aluminium
- Plate Indicator Light
- Large Viewing Window
- Heat Switches & Function Selector
- Inner Oven Door: Removable Inner Glass

FUNCTIONS

- Static Grill
- Conventional Cooking
- Steam Assisted Cleaning

ACCESSORIES

- 1x Wire Rack
- 1x Roast Pan

DIMENSIONS (H x W x D)

- Unpacked: 981 x 512 x 651mm
- Packed: 1005 x 572 x 714mm



DSS553

50cm 3 Plate Compact Electric Stove Black Plug FC

FEATURES

- Hob: 3 Solid Plates
- Oven Type: Static oven
- Energy Rating: A
- Usable Volume: 55L
- Plug & Play
- Plate Indicator Light
- Large Viewing Window
- Handle: Curved Aluminium
- Heat Switches & Function Selector
- Inner Oven Door: Removable Inner Glass

FUNCTIONS

- Static Grill
- Conventional Cooking

ACCESSORIES

- 1x Wire Rack
- 1x Roast Pan

DIMENSIONS (H x W x D)

- Unpacked: 981 x 512 x 651 mm
- Packed: 1005 x 572 x 714 mm



DGS578

50cm Gas Electric Stove Black FC

FEATURES

- Hob: 3 Gas Burners 1 Solid Plate
- Oven Type: Static oven
- Energy Rating: A
- Usable Volume: 55L
- Handle: Curved Aluminium
- Plate Indicator Light
- Large Viewing Window
- Heat Switches & Function Selector
- Inner Oven Door: Removable Inner Glass
- Push Button Ignition

FUNCTIONS

- Static Grill
- Conventional Cooking
- Steam Assisted Cleaning

ACCESSORIES

- 1x Wire Rack
- 1x Roast Pan

DIMENSIONS (H x W x D)

- Unpacked: 981 x 512 x 651mm
- Packed: 1005 x 572 x 714mm



DGS568

50cm Full Gas Stove Black FC

FEATURES

- Hob: 4 Gas Burners
- Oven Type: Full gas
- Usable Volume: 60L
- Handle: Curved Aluminium
- Inner Oven Door: Removable Inner Glass
- Manual ignition
- Large Viewing Window
- Pan supports-Push Button Ignition

FUNCTIONS

- Full Gas Oven With Bake Function

ACCESSORIES

- 1x Wire Rack

DIMENSIONS (H x W x D)

- Unpacked: 981 x 512 x 651mm
- Packed: 1005 x 572 x 714mm





DGS602

60cm New York Gas Electric Range Cooker FA Inox

FEATURES

- Hob: 4 Gas Burners
- Oven Type: MF Fan-Assisted
- Energy Rating: A
- Usable Volume: 56Lt
- Electric Ignition
- Flame Failure Safety Device
- Cast Iron Pan Supports

- Conventional Cooking
- Turbo Grill

DIMENSIONS (H x W x D)

- Unpacked: 830 x 598 x 610mm
- Packed: 877 x 624 x 664mm

FUNCTIONS

- Multifunction Oven
- Grill
- Top Heat
- Fan Assisted Bake



DGS902

90cm New York Gas Electric Range Cooker ThermoFan+ Black

FEATURES

- Hob: 5 Gas Burners
- Oven Type: Thermofan+
- Energy Rating: A
- Usable Volume: 98L
- 1 Wok Burner With Twin Flame (3.6kW)
- Electric Ignition
- Flame Failure Safety Device
- Cast Iron Pan Supports
- Aluminium Handle
- Utility Drawer

- Bottom Heat + Fan
- Turbo Grill
- Defrost

ACCESSORIES

- 1x Wire Rack
- 1x Deep Tray

DIMENSIONS (H x W x D)

- Unpacked: 910 x 898 x 630mm
- Packed: 881 x 955 x 675mm

FUNCTIONS

- ThermoFan+
- Grill
- Top Heat + Fan
- Conventional Cooking



DGS904

90cm New York Gas Electric Range Cooker ThermoFan+ Inox

FEATURES

- Hob: 5 Gas Burners
- Oven Type: Thermofan+
- Energy Rating: A
- Usable Volume: 98L
- 1 Wok Burner With Twin Flame (3.6kW)
- Mechanical Timer
- Electric Ignition
- Flame Failure Safety Device
- Cast Iron Pan Supports
- Aluminium Handle
- Utility Drawer

- Conventional Cooking
- Bottom Heat + Fan
- Turbo Grill
- Defrost

ACCESSORIES

- 1x Wire Rack
- 1x Deep Tray

DIMENSIONS (H x W x D)

- Unpacked: 910 x 898 x 630mm
- Packed: 881 x 955 x 675mm

FUNCTIONS

- ThermoFan+
- Grill
- Top Heat + Fan



DGS90G

90cm New York Full Gas Multifunction Range Cooker

FEATURES

- 5 Gas Burners
- 1 Wok Burner With Twin Flame (4kW)
- High Efficient Gas Burners
- Inox Control Panel
- Mechanical ring timer
- Interior Light
- Integrated Ignition
- Flame Failure Safety Device
- Cast Iron Pan Supports
- Catalytic Side Walls
- Removable Inner Glass
- Utility Drawer
- Soft Close
- Splashback

FUNCTIONS

- Fan-Assisted Gas Cooking
- Closed Door Gas Grill

ACCESSORIES

- 1x Wire Rack
- 1x 90cm Standard Tray
- 1x Telescopic rail
- Turnspit
- Side Racks

DIMENSIONS (H x W x D)

- Unpacked: 910 x 898 x 630mm
- Packed: 881 x 955 x 675mm





DCH317

60cm T-Shaped Hood Inox

- FEATURES**
- 1 LED Light
 - 2 Dishwasher Safe Grease Filters
 - 3 Power Levels
 - Electronic Buttons
 - 381-494 m3/h Extraction

- DIMENSIONS (H x W x D)**
- Unpacked: 1080 x 900 x 500mm
 - Packed: 370 x 960 x 570mm



DCH311

60cm Chimney Hood Inox

- FEATURES**
- 1 LED Light
 - 2 Dishwasher Safe Grease Filters
 - 3 Power Levels
 - Push Button Controls
 - 308 – 509 m3/h Extraction

- DIMENSIONS (H x W x D)**
- Unpacked: 1080 x 900 x 500mm
 - Packed: 370 x 960 x 570mm



DCH310

60cm Chimney Hood Black

- FEATURES**
- 1 LED Light
 - 2 Dishwasher Safe Grease Filters
 - 3 Power Levels
 - Push Button Controls
 - 308 – 509 m3/h Extraction

- DIMENSIONS (H x W x D)**
- Unpacked: 1080 x 600 x 500mm
 - Packed: 370 x 660 x 570 mm



DCH609

60cm Telescopic Hood Inox

- FEATURES**
- 2 LED Lights
 - 2 Dishwasher Safe Grease Filters
 - 3 Power Levels
 - Push Button Controls
 - 182 – 291 m3/h Extraction

- DIMENSIONS (H x W x D)**
- Unpacked: 180 x 600 x 305mm
 - Packed: 360 x 235 x 640mm



DCH60SS

60cm Standard Hood Inox

FEATURES

- 1 LED Light
- 2 Dishwasher Safe Grease Filters
- 2 Charcoal Filters
- 3 Power Levels
- Push Button Controls
- 114 – 164 m³/h Extraction

DIMENSIONS (H x W x D)

- Unpacked: 82 x 595 x 480 mm
- Packed: 135 x 630 x 520 mm



DCH60B

60cm Standard Hood Black

FEATURES

- 1 LED Light
- 2 Dishwasher Safe Grease Filters
- 2 Charcoal Filters
- 3 Power Levels
- Push Button Controls
- 114 – 164 m³/h Extraction
- Ventilation capacity: 114 – 164 m³/h

DIMENSIONS (H x W x D)

- Unpacked: 82 x 595 x 480mm
- Packed: 135 x 630 x 520mm



DCH323

90cm Curved Glass Island Hood Inox

FEATURES

- 4 LED Lights
- 2 Dishwasher Safe Grease Filters
- 3 Power Levels
- Electronic Buttons
- 408-608 m³/h Extraction

DIMENSIONS (H x W x D)

- Unpacked: 1170 x 900 x 500mm
- Packed: 415 x 945 x 665mm



DCH322

90cm T-Shaped Island Hood Inox

FEATURES

- 4 LED Lights
- 3 Dishwasher Safe Grease Filters
- 3 Power Levels
- Electronic Buttons
- 406-607 m³/h Extraction

DIMENSIONS (H x W x D)

- Unpacked: 1100 x 900 x 500mm
- Packed: 455 x 960 x 665mm



DCH321

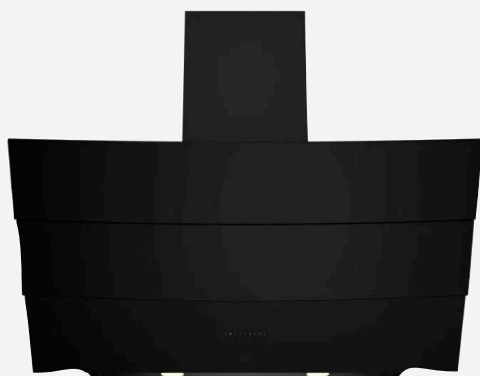
90cm Curved Glass Hood Inox

FEATURES

- 2 LED Lights
- 2 Dishwasher Safe Grease Filters
- 3 Power Levels
- Electronic Buttons
- 406-607 m³/h Extraction

DIMENSIONS (H x W x D)

- Unpacked: 1030 x 900 x 500mm
- Packed: 455 x 955 x 550mm



DCH900

90cm Inclined Hood Black Glass

FEATURES

- 2 LED Lights
- 2 Dishwasher Safe Grease Filters
- 3 Power Levels
- Electronic Touch Controls
- 254-627 m³/h Extraction

DIMENSIONS (H x W x D)

- Unpacked: 1080 x 900 x 500mm
- Packed: 370 x 960 x 570mm



DCH318

90cm T-Shaped Hood Inox

FEATURES

- 1 LED Light
- 3 Dishwasher Safe Grease Filters
- 3 Power Levels
- Electronic Buttons
- 381-494 m³/h Extraction

DIMENSIONS (H x W x D)

- Unpacked: 820 x 900 x 500mm
- Packed: 370 x 960 x 570mm



DCH90CSS

90cm Chimney Hood Inox

FEATURES

- 1 LED Light
- 3 Dishwasher Safe Grease Filters
- 2 Charcoal Filters
- 3 Power Levels
- Push Button Controls
- 420 – 645 m³/h Extraction

DIMENSIONS (H x W x D)

- Unpacked: 680 x 895 x 500mm
- Packed: 570 x 945 x 325mm



DCH90CB

90cm Chimney Hood Black

FEATURES

- 1 LED Light
- 3 Dishwasher Safe Grease Filters
- 2 Charcoal Filters
- 3 Power Levels
- Push Button Controls
- 420 – 645 m³/h Extraction

DIMENSIONS (H x W x D)

- Unpacked: 680 x 895 x 500mm
- Packed: 570 x 945 x 325mm



DCH90SS

90cm Standard Hood Inox

FEATURES

- 1 LED Light
- 3 Dishwasher Safe Grease Filters
- 2 Charcoal Filters
- 3 Power Levels
- Push Button Controls
- 183 – 345 m³/h Extraction

DIMENSIONS (H x W x D)

- Unpacked: 100 x 895 x 480mm
- Packed: 145 x 935 x 530mm



DCH90B

90cm Standard Hood Black

FEATURES

- 1 LED Light
- 3 Dishwasher Safe Grease Filters
- 2 Charcoal Filters
- 3 Power Levels
- Push Button Controls
- 183 – 345 m³/h Extraction

DIMENSIONS (H x W x D)

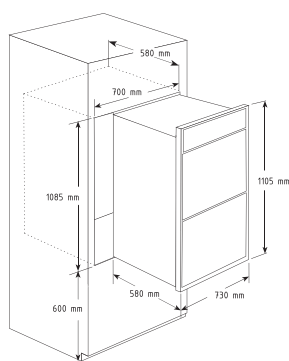
- Unpacked: 100 x 895 x 480mm
- Packed: 145 x 935 x 530mm



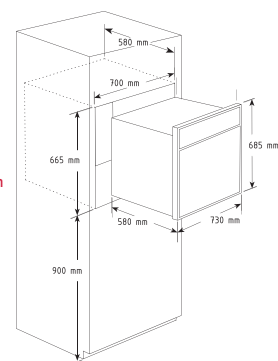
GEMINI BUILT-IN OVEN SPECIFICATIONS

Models	70cm Gemini Double Oven ThermoFan+ & AirFire Mirror DBO 768	70cm Gemini Double Oven ThermoFan+ & AirFire Black DBO 767	70cm Gemini Single Oven ThermoFan+ & AirFire Mirror DBO775	70cm Gemini Single Oven ThermoFan+ & AirFire Black DBO 774	70cm Gemini Single Oven Static Black DBO 772
TYPE					
Double Oven	Yes	Yes	-	-	-
Single Oven	-	-	Yes	Yes	Yes
DIMENSIONS (mm)					
Height	1100	1100	675	675	675
Width	730	730	730	730	730
Depth	600	600	645	645	645
APERTURE (mm)					
Height	1085	1085	665	665	665
Width	700	700	700	700	700
Depth	580	580	580	580	580
INSTALLATION HEIGHT (Recommended)					
Floor To Bottom of Aperture	600	600	900	900	900
CAPACITY (L)					
Main Oven (Gross)	96	96	92	92	96
Main Oven (Net)	95	95	89	89	95
Second Oven (Gross)	92	92	-	-	-
Second Oven (Net)	89	89	-	-	-
OVEN FUNCTION					
Static	-	-	-	-	Yes
Multifunction ThermoFan	Yes	Yes	Yes	Yes	-
ELEMENT RATING (W)					
Main Oven Grill	1100	1100	1100	1100	1100
Main Oven Bake	1200	1200	1200	1200	1200
Main Oven Top Heat	1100	1100	1100	1100	1100
Main Oven ThermoFan	2000	2000	2000	2000	-
Main Oven Auxiliary	1800	1800	-	-	-
Second Oven Auxiliary					
Rated Maximum Current (A)	22	22	13	13	11
ENERGY EFFICIENCY RATING	A	A	A	A	A
EASY CLEAN ENAMEL	Yes	Yes	Yes	Yes	Yes
CONTROLS T= Top C= Central Hob Control Switches Oven Thermostat Printed Glass Fascia Control Knob Skirts - Illuminated Oven Thermostat Indicator Lights Variable Grill Control Function Selector Control Mechanical Oven Control Electronic Oven Control	T - - Yes Yes No Yes Yes Yes Yes Yes	T - - Yes Yes No Yes Yes Yes Yes Yes	T - - Yes Yes No Yes Yes Yes Yes Yes	T - - Yes Yes No Yes Yes Yes Yes Yes	T - - Yes Yes No Yes Yes Yes Yes Yes
FEATURES Glass Colour Side Opening Door: Pull-down Door: Full Double-Glass door/s: Plastic Handle: Aluminium Handle: Oven lamp (25w): Cooling fan: Chromed shelves: Baking trays: Roast pan and rack	Mirror Yes - Yes - Yes Yes Yes Yes Yes Yes	Black Yes - Yes - Yes Yes Yes Yes Yes Yes	Mirror - Yes Yes - Yes Yes Yes Yes Yes Yes	Black - Yes Yes - Yes Yes Yes Yes Yes Yes	Black - Yes Yes - Yes Yes Yes Yes Yes Yes

Gemini Double Oven



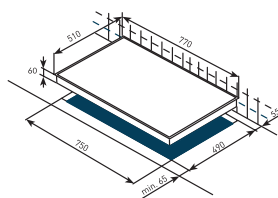
Gemini Single Oven



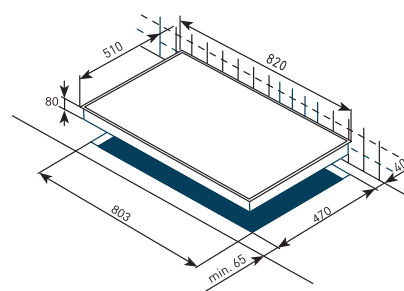
GEMINI HOB SPECIFICATIONS

Models	90cm Gemini Gas on Glass Hob with Wok Black	90cm Gemini Vitroceramic Triple Zone Hob Black CP	90cm Gemini Vitroceramic Hob Black CP	77cm Gemini Vitroceramic Hob Black CP	90cm Gemini Solid Hob Black CP	90cm Gemini Dual Fuel Hob Black CP	90cm Gemini Gas on Glass Hob with Wok Black	70cm Gemini Gas on Glass Hob with Wok	90cm Gemini Gas Hob with Wok Black	90cm Gemini Gas Hob with Wok Stainless Steel
	DHG931	DHD514	DHD413	DHD417	DHD416	DHG901	DHG905	DHG701	DHG128	DHG129
DIMENSIONS (mm)										
Length	510	510	510	510	510	510	510	510	510	510
Width	890	820	820	770	820	820	890	690	890	890
Depth	80	80	80	60	80	80	80	80	80	80
APERTURE (mm)										
Length	470	470	470	490	470	470	470	480	470	470
Width	803	803	803	750	803	803	803	560	803	803
Depth	80	80	80	60	80	80	80	60	80	80
PLATE POWER RATING (W) VITROCERAMIC										
Front Left Plate	-	1800	2100	2000	2000	1200	-	-	-	-
Rear Left Plate	-	1200	1200	1000	1000	1800	-	-	-	-
Rear Right Plate	-	1800	2100	1500	1500	1800	-	-	-	-
Front Right Plate	-	1200	1200	1000	1000	1200	-	-	-	-
Middle Plate	-	2700	-	-	-	-	-	-	-	-
Current (A)	-	38.5	29	26	26	-	-	-	-	-
Total Power	-	8700W	6600W	5500W	5500W	-	-	-	-	-
GAS										
Small Burner	1	-	-	-	-	-	1	1	1	1
Medium Burner	2	-	-	-	-	-	2	2	2	2
Large Burner	1	-	-	-	-	-	1	-	1	-
Wok Burner	1	-	-	-	-	1	1	1	1	1
CONTROL PANEL VITRO CERAMIC & SOLID										
Touch Control Switches	-	Yes	Yes	-	-	Yes	-	-	-	-
Timer Auto Switch on/off	-	Yes	Yes	Yes	Yes	-	-	-	-	-
Hot Surface Indicator Light	-	Yes	Yes	Yes	Yes	-	-	-	-	-
Integrated	-	Yes	Yes	Yes	Yes	Yes	-	-	Yes	Yes
Controls On Oven	-	-	-	-	-	-	-	-	-	-
Safety Lock	-	Yes	Yes	Yes	Yes	-	-	-	-	-
Heat Switches (6 Speed)	-	-	Yes	Yes	Yes	-	-	-	-	-
Dual Zone	-	1	-	-	-	-	-	-	-	-
Triple Zone	-	1	-	-	-	-	-	-	-	-
Extended zone	-	-	-	Yes	-	-	-	-	-	-
Plate Indicator Lights	-	Yes	Yes	Yes	Yes	-	-	-	-	-
GAS										
Electric Ignition	Yes	-	-	-	-	Yes	Yes	Yes	Yes	Yes
Variable Burner Control	-	-	-	-	-	Yes	-	-	Yes	Yes
Flame Failure Safety Device	Yes	-	-	-	-	Yes	Yes	Yes	Yes	Yes
Cast Iron Pan Supports	Yes	-	-	-	-	Yes	Yes	Yes	Yes	Yes
HOB TYPE										
Black Glass Vitro Ceramic	-	Yes	Yes	-	-	Yes	-	-	-	-
Black Vitreous Enamel	-	-	-	Yes	Yes	-	-	-	-	-
Gas Stainless Steel	-	-	-	-	-	Yes	-	-	-	-
Black Gas on Glass	Yes	-	-	-	-	-	Yes	Yes	Yes	Yes

77cm Gemini Hob



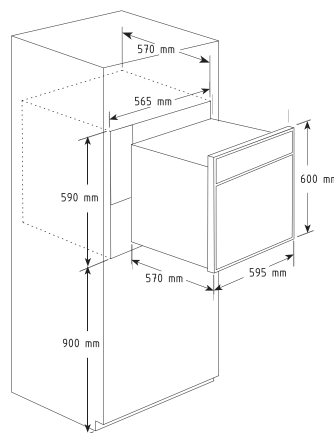
90cm Gemini Hob



SLIMLINE BUILT-IN OVEN SPECIFICATIONS

Models	60cm Slimline Eye-Level ThermoFan+ Oven Stainless Steel DBO496	60cm Slimline Undercounter Static Oven Black DBO482E	60cm Slimline Eye-Level Static Oven Black DBO483E	60cm Slimline Eye-Level Static Oven Stainless Steel DBO484E	60cm Slimline Eye-Level Fan Assisted Oven Inox Imitate DBO486E	60cm Slimline Eye-Level ThermoFan+ Oven Black DBO489E	60cm Slimline Eye-Level Oven ThermoFan+ & AirFire Black DBO499
TYPE Single Oven	Yes	Yes	Yes	Yes	Yes	Yes	Yes
DIMENSIONS Height (mm) Width (mm) Depth (mm)	600 595 570	600 595 570	600 595 570	600 595 570	600 595 570	600 595 570	595 594 570
APERTURE Height (mm) Width (mm) Depth (mm)	590 565 570	590 565 570	590 565 570	590 565 570	590 565 570	590 565 570	590 560 575
INSTALLATION HEIGHT (Recommended) Floor To Bottom of Aperture	900	130	900	900	900	900	900
CAPACITY (L) Main Oven (Gross) Main Oven (Net)	76 70	80 78	80 78	80 78	76 70	76 70	74 72
OVEN FUNCTION Static Multifunction Fan Assist Multifunction ThermoFan+ AirFryer Functionality	- - Yes -	Yes - - -	Yes - - -	Yes - - -	- - Yes -	- - Yes -	- - Yes Yes
ELEMENT RATING (W) Main Oven Grill Main Oven Bake Main Oven ThermoFan Rated Maximum Current (A)	1250 1200 1800 11	1200 1200 - 11	1200 1200 - 11	1200 1200 - 11	1250 1200 1800 11	1250 1200 1800 11	1100 2300 1800 11
ENERGY EFFICIENCY RATING	A	A	A	A	A	A	A+
EASY CLEAN ENAMEL	Yes	Yes	Yes	Yes	Yes	Yes	Yes
CONTROLS CONTROLS T= Top C= Central Hob Control Switches Oven Thermostat Printed Glass Fascia Control Knob Skirts - Illuminated Oven Thermostat Indicator Lights Variable Grill Control Function Selector Control Mechanical Oven Control Electronic Oven Control	T - - Yes Yes - Yes Yes Yes - Yes	T - Yes Yes Yes - Yes Yes Yes Yes -	T - - Yes Yes - Yes Yes Yes Yes -	T - Yes Yes NO - Yes Yes Yes Yes -	T - - Yes Yes Yes Yes Yes Yes Yes -	T - - Yes Yes Yes - Yes Yes Yes -	T - - Yes Yes Yes - Yes Yes Yes -
FEATURES Glass Colour: DOOR Glass Colour: CP Cooking Guide Side Opening Door: Pull-down Door: Full Double-Glass door/s: Plastic Handle: Aluminium Handle: Push-in Pop-out (PIPO) Knobs Oven lamp (25w): Cooling fan: Chromed shelves: Removable shelf support racks: Baking trays: Roast pan and rack: Catalytic Cleaning AirFryer Basket	Black SS (Metal) Yes - Yes Yes - Yes - Yes Yes Yes Yes Yes Yes Yes -	Black Black - - Yes Yes - Yes - Yes Yes Yes Yes - Yes - -	Black Black - - Yes Yes - Yes - Yes Yes Yes Yes - Yes - -	Black SS (Metal) - - Yes Yes - Yes - Yes - Yes Yes Yes Yes - -	Black with Trim SS (Imitate) - - Yes Yes - Yes - Yes - Yes Yes Yes Yes - -	Black Black Yes - Yes Yes - Yes - Yes Yes Yes Yes Yes Yes -	Black Black Yes - Yes Yes - Yes - Yes Yes Yes Yes Yes Yes -

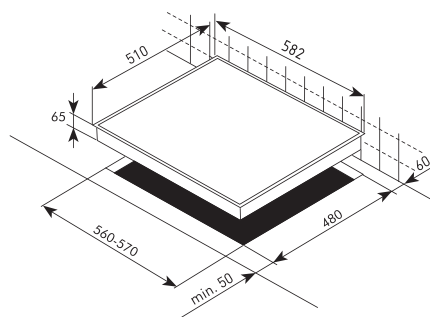
Slimline Single Oven



SLIMLINE HOB SPECIFICATIONS

Models	68cm Slimline Vitroceramic Hob Black CP DHD411	60cm Slimline Vitroceramic Dual Zone Hob Black CP DHD494	65cm Slimline Vitroceramic Hob Black CP DHD406A
DIMENSIONS (mm)			
Length	510	510	510
Width	685	580	650
Depth	65	65	65
APERTURE (mm)			
Length	480	480	490
Width	670	560	560
Depth	65	65	65
PLATE POWER RATING (W)			
VITRO CERAMIC			
Front Left Plate	2100	2100	2100
Rear Left Plate	1200	2200/750	1800
Rear Right Plate	1700	1800	1800
Front Right Plate	1200	1200	1200
Middle Plate	-	-	-
Current (A)	27.5A	28A	26A
Total Power	6300	7300	6000
VITRO CERAMIC & SOLID			
Touch Control Switches	-	Yes	Yes
Timer Auto Switch on/off	-	Yes	Yes
Hot Surface Indicator Light	Yes	Yes	Yes
Integrated	-	Yes	Yes
Safety Lock	-	Yes	Yes
Heat Switches (6 Speed)	Yes	-	-
Energy Regulator (Dual Zone)	-	1	0
Plate Indicator Lights	Yes	Yes	Yes
HOB TYPE			
Black Glass Vitro Ceramic	Yes	Yes	Yes
Stainless Steel Frame	-	Yes	-

Slimline Hob, 60cm



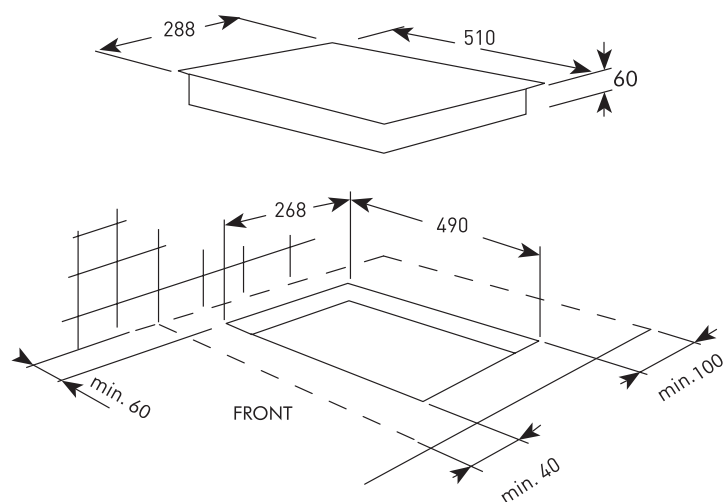
SLIMLINE HOB SPECIFICATIONS

Models	60cm Slimline Solid Hob Black NCP	60cm Slimline Solid Hob Black CP	60cm Slimline Solid Hob Stainless steel CP	60cm Slimline Gas Hob with Wok Stainless Steel	60cm Slimline Gas on Glass Hob with Wok Black	60cm Slimline Gas Hob Black	60cm Slimline Gas Hob Stainless Steel	65cm Slimline Gas on Glass Hob Wok & PreciseFlame Black DHG614
	DHD332	DHD398	DHD399	DHG602	DHG604	DHG132	DHG133	
DIMENSIONS (mm)								
Length	510	510	510	510	510	510	510	510
Width	582	582	582	582	582	582	582	650
Depth	65	65	65	65	65	65	65	65
APERTURE (mm)								
Length	480	480	480	480	480	480	480	480
Width	570	570	570	570	570	570	570	560
Depth	65	65	65	65	65	65	65	65
PLATE POWER RATING (W)								
Front Large Plate	2000	2000	2000	-	-	-	-	-
Front Small Plate	1000	1000	1000	-	-	-	-	-
Back Small Plate	1000	1000	1000	-	-	-	-	-
Back Large Plate	1500	1500	1500	-	-	-	-	-
Back Middle Plate	-	-	-	-	-	-	-	-
Rating Maximum Current (A)	26	24	24	-	-	-	-	-
Rating Maximum Current (W)	5500	5500	5500	-	-	-	-	-
GAS								
Small Burner	-	-	-	1	1	1	1	1
Medium Burner	-	-	-	2	2	2	2	2
Large Burner	-	-	-	-	-	1	1	1
Wok Burner	-	-	-	1	1	-	-	1
CONTROL PANEL								
VITRO CERAMIC & SOLID								
Hot Surface Indicator Light	-	Yes	Yes	-	-	-	-	-
Integrated	-	Yes	Yes	Yes	-	Yes	Yes	Yes
Controls On Oven	Yes	-	-	-	-	-	-	-
Heat Switches (6 Speed)	-	4	4	-	-	-	-	-
Plate Indicator Lights	-	Yes	Yes	-	-	-	-	-
GAS								
Electric Ignition	-	-	-	Yes	Yes	Yes	Yes	Yes
Variable Burner Control	-	-	-	Yes	Yes	Yes	Yes	Yes
Flame Failure Safety Device	-	-	-	Yes	Yes	Yes	Yes	Yes
Cast Iron Pan Supports	-	-	-	Yes	Yes	Yes	Yes	Yes
HOB TYPE								
Black Glass Ceramic	-	-	-	-	Yes	-	-	Yes
Solid Black	-	Yes	-	-	-	-	-	-
Solid Stainless Steel	Yes	-	Yes	-	-	-	-	-
Solid Vitreous Enamel	-	-	-	-	-	-	-	-
Gas Black	-	-	-	-	-	Yes	-	-
Gas Stainless Steel	-	-	-	Yes	-	-	Yes	-
Gas on Glass	-	-	-	-	Yes	-	-	Yes

DOMINO HOB SPECIFICATIONS

Models	30cm Domino Solid Hob Black DHD400	30cm Domino Solid Hob Stainless Steel DHD401	30cm Domino Gas Hob Stainless Steel DHG134	30cm Domino Vitroceramic Hob Black DHD408
DIMENSIONS (mm)				
Length	510	510	510	510
Width	288	288	288	288
Depth	60	60	60	60
APERTURE (mm)				
Length	490	490	490	490
Width	268	268	268	268
Depth	60	60	60	60
PLATE POWER RATING (W)				
Front Small Plate	1000	1000	-	1200
Rear Large Plate	1500	1500	-	2100
Current (A)	13	13	-	13
Total Power	2900	2900	-	2900
GAS				
Front Small Burner	-	-	1	-
Back Large Burner	-	-	1	-
CONTROL PANEL				
VITRO CERAMIC & SOLID				
Hot Surface Indicator Light	Yes	Yes	-	Yes
Integrated	Yes	Yes	Yes	Yes
Heat Switches (6 Speed)	2	2	-	2
Plate Indicator Lights	Yes	Yes	-	Yes
GAS				
Electric Ignition	-	-	Yes	-
Variable Burner Control	-	-	Yes	-
Flame Failure Safety Device	-	-	Yes	-
Cast Iron Pan Supports	-	-	Yes	-
HOB TYPE				
Black Vitro Ceramic	-	-	-	Yes
Solid Black Enamel	Yes	-	-	-
Solid Stainless Steel	-	Yes	-	-
Gas Stainless Steel	-	-	Yes	-

30cm Domino Hob



NEW YORK RANGE SPECIFICATIONS

Models	60cm New York Gas Electric Range Cooker FA Inox DGS602	90cm New York Gas Electric Range Cooker ThermoFan+ Black DGS902	90cm New York Gas Electric Range Cooker ThermoFan+ Inox DGS904	New York Full Gas Multifunction Range Cooker DGS90G
DIMENSIONS (mm)				
Height	830	800	800	800
Width	598	898	898	898
Depth	610	601	601	601
Mass (kg)	35	59,4	59,4	59,4
Oven Capacity Net (L)	56	98	98	98
GAS				
Small Burner	1	1	1	1
Medium Burner	2	2	2	2
Large Burner	1	1	1	1
Wok Burner	-	1	1	1
ENERGY EFFICIENCY RATING	A	A	A	-
CONTROL PANEL				
Front Control Panel	Yes	Yes	Yes	Yes
GAS				
Electric Ignition	Yes	Yes	Yes	Yes
Flame Failure Safety	Yes	Yes	Yes	Yes
Cast Iron Pan Supports	Yes	Yes	Yes	Yes
GAS				
Black Enamel	-	Yes	-	-
Stainless Steel	Yes	-	Yes	Yes
FEATURES				
Static	-	-	-	-
Multifunction Fan Assist	Yes	-	-	-
Multifunction ThermoFan+	-	Yes	Yes	-
Pull-down Door	Yes	Yes	Yes	Yes
Full Double-Glass Door/s	Yes	Yes	Yes	Yes
Metal Handle	Yes	Yes	Yes	Yes
Enamel Handle	-	Yes	-	-
Oven Lamp (25w)	Yes	Yes	Yes	Yes
Cooling Fan	Yes	Yes	Yes	Yes
Chromed Shelves	Yes	Yes	Yes	Yes
Baking Trays	-	-	Yes	Yes
Roast Pan	Yes	Yes	Yes	Yes
Utility Drawer	-	Yes	Yes	Yes

COOKERHOOD SPECIFICATIONS

Models	60cm Standard Hood Black DCH60B	60cm Standard Hood Inox DCH60SS	60cm Chimney Hood Black DCH310	60cm Chimney Hood Inox DCH311	60cm Telescopic Hood Inox DCH609	90cm Inclined Hood Black Glass DCH900
DIMENSIONS (mm)						
Width	600	600	600	600	600	900
Depth	480	480	480	480	480	480
Height	82	82	1040	1040	1040	1040
Inox Black Glass	- Yes -	Yes - -	- Yes -	Yes - -	Yes - -	- Yes Yes
FEATURES						
Optional Charcoal Filters	Yes	Yes	-	-	-	-
Grease Filters	2	2	2	2	-	-
Lights	1 LED	1 LED	1 LED	1 LED	2 LED	2 LED
2-Speed Levels	-	-	-	-	-	-
3-Speed Levels	Yes	Yes	Yes	Yes	Yes	Yes
VENTING						
Extraction M³/h	114 - 164	114 - 164	308 - 509	308 - 509	182 - 291	254 - 627

Models	90cm Chimney Hood Black DCH90CB	90cm Chimney Hood Inox DCH90CSS	60cm T-Shaped Hood Inox DCH 317	90cm Standard Hood Black DCH90B	90cm Standard Hood Inox DCH90SS	60cm Standard Hood Black DCH60B	60cm Standard Hood Inox DCH60SS
DIMENSIONS (mm)							
Width	900	900	600	900	900	600	600
Depth	325	325	480	530	530	480	480
Height	570	570	1040	145	145	82	82
Inox Black Glass	- Yes -	Yes - -	Yes - -	- Yes -	Yes - -	- Yes -	Yes - -
FEATURES							
Optional Charcoal Filters	Yes	Yes	Yes	Yes	Yes	Yes	Yes
Grease Filters	2	2	2	2	2	2	2
Lights	1 LED	1 LED	1 LED	1 LED	1 LED	1 LED	1 LED
2-Speed Levels	-	-	-	-	-	-	-
3-Speed Levels	Yes	Yes	Yes	Yes	Yes	Yes	Yes
VENTING							
Extraction M³/h	420 - 645	420 - 645	381 - 494	182 - 345	182 - 345	114 - 164	114 - 164

50 X 60 FREESTANDING STOVE SPECIFICATIONS

Models	50cm 3 Plate Compact Electric Stove Black Plug FC	50cm 4 Plate Compact Electric Stove Black FC	50cm 4 Plate Electric Stove Black RC	50cm Full Gas Stove Black FC	50cm Gas Electric Stove Black FC
	DSS553	DSS554	DSS556	DGS568	DGS578
DIMENSIONS (mm)					
Height	980	980	980	980	980
Width	500	500	500	500	500
Depth	580	580	580	580	580
Floor to Cook Top	880	880	880	880	880
Mass (kg)	31	31	31	31	31
Oven Capacity Gross (L)	57	57	57	57	57
Oven Capacity Net (L)	53	53	53	53	53
PLATES	3	4	4	4	3 + 1
ENERGY EFFICIENCY RATING	A	A	A	-	A
CONTROL PANEL					
Front Control Panel	Yes	Yes	Yes	Yes	Yes
Plate Type	Solid	Solid	Solid	Gas	Gas / Solid
Hot Surface Indicator Light	Yes	Yes	Yes	-	-
Heat Switches (6 Speed)	3	4	3	3	3
Plate Indicator Lights	Yes	Yes	Yes	-	-
Panel Colour	Black	Black	Black	Black	Black
OVEN FUNCTION					
Static	Yes	Yes	Yes	Yes	Yes
Ignition Type	-	-	-	Manual	Push Button
OTHER FEATURES					
Glass Colour	Black	Black	Black	Black	Black
Pull-down Door	Yes	Yes	Yes	Yes	Yes
Full Double-Glass door/s	Yes	Yes	Yes	Yes	Yes
Curved Aluminium Handle	Yes	Yes	Yes	Yes	Yes
Oven lamp (25w)	Yes	Yes	Yes	Yes	Yes
Chromed shelves	Yes	Yes	Yes	Yes	Yes
Removable Inner Glass	Yes	Yes	Yes	Yes	Yes
Wire Racks	Yes	Yes	Yes	Yes	Yes
Baking trays	Yes	Yes	Yes	Yes	Yes
Roast pan and rack	Both	Both	Both	Wire Rack	Both
Utility Drawer	-	Yes	-	-	-
Levelling Feet	Yes	Yes	Yes	Yes	Yes
15 Amp Plug- in Model	Yes	-	-	-	-

60 X 60 FREESTANDING STOVE SPECIFICATIONS


Models	60cm Electric Freestanding Stove White RC	60cm Electric Freestanding Stove Black RC	60cm Electric Freestanding Stove ThermoFan+ Black RC	60cm Vitro-ceramic Free-standing Stove ThermoFan+ Black RC	60cm Electric Freestanding Stove Black FC	60cm Full Gas Freestanding Stove Black	60cm Gas Electric Freestanding Stove Thermofan+ Black	60cm Gas Electric Freestanding Stove Black FC
	DSS693	DSS694	DSS697	DSS617	DSS612	DGS670	DGS606	DGS679
DIMENSIONS (mm)								
Height	1215	1215	1215	1215	905	905	905	980
Width	600	600	600	600	600	600	600	600
Depth	665	665	665	665	650	650	650	650
Floor to Cook Top	880	880	880	880	880	880	880	880
Mass (kg)	31	31	31	31	31	41	41	41
Oven Capacity Gross (L)	85	85	75	75	85	80	85	80
Oven Capacity Net (L)	78	78	71	71	78	72	78	71
PLATES	4	4	4	4	4	4	4	3+1
ENERGY EFFICIENCY RATING	A	A	A	A	A	-	A	A
CONTROL PANEL								
Front Control Panel	-	-	-	-	Yes	Yes	Yes	Yes
Rear Control Panel	Yes	Yes	Yes	Yes	-	-	-	-
Plate Type	Solid	Solid	Solid	Vitroceraic	Solid	Gas	Gas	Gas / Solid
Touch Control Digital Timer	-	-	-	Yes	-	-	-	-
Hot Surface Indicator Light	Yes	Yes	Yes	-	Yes	-	-	-
Heat Switches (6 Speed)	Yes	Yes	Yes	Yes	Yes	-	-	-
Dual Fuel	-	-	-	-	-	-	-	Yes
Plate Indicator Lights	-	-	-	-	Yes	-	-	-
60-Minute ringer timer	-	-	Yes	-	Yes	-	Yes	Yes
COLOUR								
Glass Colour	White	Black	Black	Black	Black	Black	Black	Black
OVEN FUNCTION								
Static	Yes	Yes	-	Yes	Yes	Yes	-	-
MultiFunction ThermoFan+	-	-	Yes	-	-	-	Yes	Yes
Ignition Type	-	-	-	-	-	Push Button	Electric	Electric
OTHER FEATURES								
Glass Colour	Black	Black	Black	Black	Black	Black	Black	Black
Pull-down Door	Yes	Yes	Yes	Yes	Yes	-	-	-
Full Double-Glass door/s	Yes	Yes	Yes	Yes	Yes	-	-	-
Curved Aluminium Handle	Yes	Yes	Yes	Yes	Yes	Yes	Yes	Yes
Oven lamp (25w)	Yes	Yes	Yes	Yes	Yes	Yes	Yes	Yes
Chromed shelves	Yes	Yes	Yes	Yes	Yes	Yes	Yes	Yes
Removable Inner Glass	Yes	Yes	Yes	Yes	Yes	Yes	Yes	Yes
Wire Racks	Yes	Yes	Yes	Yes	Yes	Yes	Yes	Yes
Baking trays	Yes	Yes	Yes	Yes	Yes	Yes	Yes	Yes
Roast pan and rack	Yes	Yes	Yes	Yes	Yes	Yes	Yes	Yes
Warmer Drawer	Yes	Yes	Yes	-	-	-	-	-
Utility Drawer	-	-	-	Yes	Yes	Yes	Yes	Yes
Levelling Feet	Yes	Yes	Yes	Yes	Yes	Yes	Yes	Yes

COOLING RANGE



Elevate your Kitchen

Defy's Fridge range combines innovation and elegance to redefine kitchen essentials. Designed to elevate both form and function, each fridge in our collection embodies the perfect harmony of style and practicality. From sleek stainless steel finishes to intuitive storage solutions, our fridges are meticulously crafted to cater to your every need. Whether you're a culinary enthusiast seeking precise temperature control or a design aficionado aiming to enhance your kitchen aesthetic, our fridge range promises to exceed your expectations. Embrace the future of refrigeration with our cutting-edge technologies and timeless designs, and transform your kitchen into a haven of freshness and sophistication.



NATURELIGHT TECHNOLOGY™

NatureLight™ Technology is an innovative three colour light technology that mimics the sun's natural photosynthesis cycle inside the fridge's crisper drawer to preserve the vitamins found in your fruits and vegetables for longer. By periodic and homogenous application of the three lights (blue, green and red), NatureLight™, in turn, provides a natural living environment that will stimulate and maintain high levels of vitamin A and C. Inspired by nature, powered by light.



DUAL COOLING 2 SEPARATE COOLING SYSTEMS

It's difficult to keep fish in the freezer together with a lovely cake in the fridge without their odours mixing.

Dual Cooling's separate cooling systems for each compartment maintain ideal air flow and optimal temperatures with a high level of humidity in both the freezer and the fridge. The result is your food stays fresh for longer with no frost build-up or odour transfer.



ENERGY EFFICIENCY

A++ Energy efficient fridges consume 20% less energy than the lower energy class fridges, helping to reduce electricity costs, benefit the environment and save money on your power bill in the long run.

Energy ratings for fridges take into account factors such as the size of the fridge, the type of cooling system used, and any additional features that may impact energy consumption.



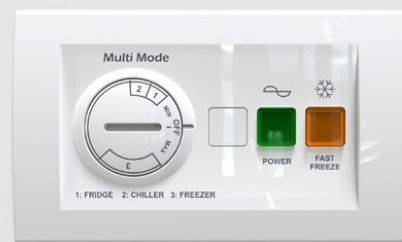
FROST FREE

The struggle of refrigeration ownership has been eliminated by Defy's Frost Free technology. Without the accumulation of ice inside the freezer, the fridge freezer combination will work more effectively, cutting down electricity costs and enhancing produce freshness.



MULTIMODE

With the MultiMode Function, your chest freezer can easily switch between a fridge, chiller, or freezer, giving you flexible storage options and ensuring your food stays at the perfect temperature, from +10°C to -24°C, to suit your needs.



CHILL IN TECHNOLOGY

With Chill In Technology, you can confidently store your food knowing that even during extended power cuts, your items will stay safely frozen for up to 140 hours. This advanced feature not only provides peace of mind but also significantly reduces food waste, saving you money and ensuring that your groceries remain fresh and preserved longer. Whether it's a short outage or an unexpected emergency, you can trust your freezer to protect your food investment.

TECHNOLOGICAL SOLUTIONS



SOLAR OFF GRID

Defy's Solar-Off Grid refrigeration range seamlessly integrates with solar panels, ensuring reliable cooling even during load shedding and power outages.



NATURELIGHT TECHNOLOGY

New Technology, that prolongs the vitamin content in your fruit and vegetables. Innovative three colour technology mimics the sun's cycle to prolong freshness.



DUAL COOLING TECHNOLOGY

This new generation technology provides 2x faster cooling thanks to 2 separate fans in the fridge and freezer. Advanced air flow prolongs freshness by maintaining humidity levels and ensuring no odour mixing between compartments.



FROST FREE

A Frost Free system eliminates the need for Manual Defrosting. It also helps to cut down on electricity costs. When ice accumulates inside the freezer, it decreases the effectiveness of the unit and uses more energy to maintain the right temperature.



SPECIAL DAIRY COMPARTMENT

A chiller with a temperature at 0°C is ideal for storing meat, fish and dairy products. Reduced temperature fluctuations are ideal to maintain the integrity of food flavour.



TOUCH CONTROL ELECTRONIC DISPLAY

The sleek electronic display offers easy touch control settings, giving you a fridge that combines the latest technology and style.



VACATION MODE FOR ENERGY SAVING

This extra energy-saving mode keeps the freezer working as normal and allows the fridge compartment to go on vacation when you do.



FAST FREEZE

A special setting specifically for fresh meat and fish storage, in which they are rapidly frozen to ensure their cell structures don't deteriorate - keeping nutritional value and flavours intact.



WATER DISPENSER

Experience the ultimate convenience of pure, clean water without compromising on taste. Defy's sleek, compact Water Dispenser fits perfectly into any space, delivering refreshing cold water at the touch of a button.



LED ILLUMINATION

Defy's LED lighting illuminates your fresh produce, making it easy to find what you need. Enjoy energy-efficient, long-lasting light that creates a brighter, fresher fridge experience.



SAFETY GLASS SHELVES

Glass Shelves that are safer to handle.

HYGIENE & FRESHNESS SOLUTIONS



ACTIVE IONISER

The ioniser neutralises bacteria, viruses and particles by using ions to create fresh, antibacterial air inside the fridge - keeping food fresh for longer.



ODOUR FILTER

By filtering the circulated cool air, bacteria are eliminated preventing unwanted odours.



ANTIBACTERIAL DOOR SEAL

Antibacterial Door Seals prevent the accumulation of bacteria, improving hygiene and shielding both the fridge and freezer compartments.

CHEST FREEZER SOLUTIONS



CHILL IN TECHNOLOGY

Keep food frozen for at least 140 HRS during power cuts.



MULTIMODE FUNCTION

MultiMode is a feature that allows your chest freezer to convert to either a fridge, chiller or freezer for maximum storage capacity from +10 (degrees Celsius) to -24 (degrees Celsius).



INTEGRATED LOCK

Keep your food secure with the built-in lock on our chest freezers, providing peace of mind and added safety for your stored items.



ALUMINIUM INTERIOR

Designed to withstand daily wear and tear while providing optimal insulation to keep your food at the perfect temperature. Aluminium interior prevents the spread of odours.

ENVIRONMENTAL SOLUTIONS



ENERGY EFFICIENCY

Lower your energy consumption, reducing electricity costs and benefiting the environment.



ART OF LIVING


SOLAR OFF-GRID

WHEN THE SUN AND
ELECTRICITY TAKE A BREAK,
IT'S ALWAYS ON.



DEFY SOLAR OFF-GRID FRIDGES FUNCTION COMPLETELY OFF-GRID WITH BATTERY & SOLAR PANEL.

Experience uninterrupted freshness with Defy's revolutionary Solar Off-Grid Technology, a necessity in light of frequent power outages. Benefit from being fully off-grid, saving you money while ensuring your food is always fresh. With its continuous operation, even during outages, you can enjoy peace of mind - 24/7.



OFF-GRID



**ALWAYS ON
FRESHNESS**



**BATTERY +
SOLAR PANEL
COMPATIBLE**



**SMART INVERTER
COMPRESSOR**

maximizes energy efficiency, resulting in extended battery usage.



**ENDURA-CHILL
TECHNOLOGY**

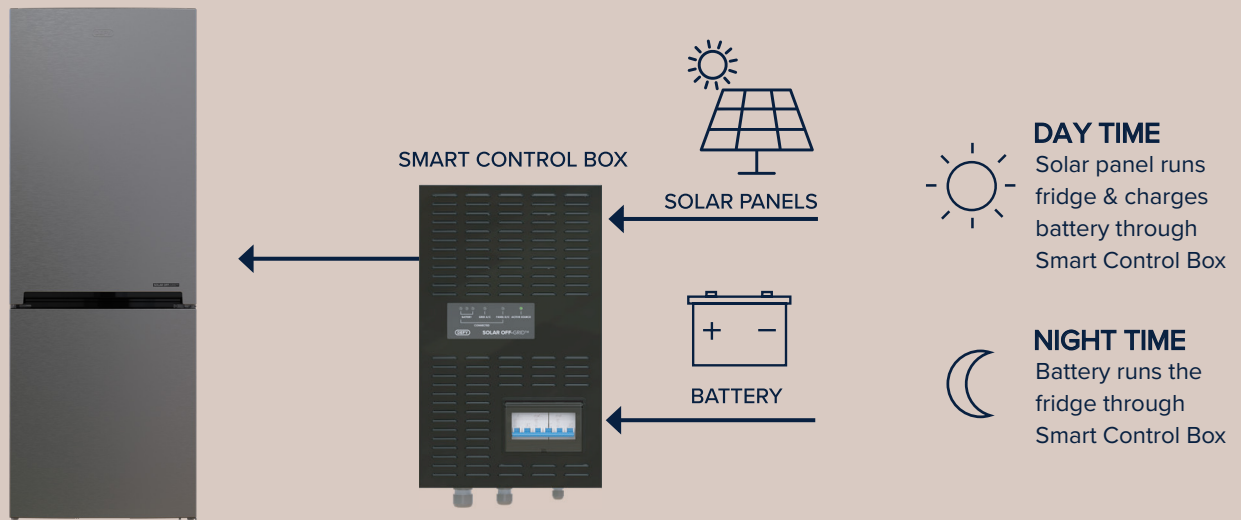
uses special insulation material which extends solar panel lifespan.

AN OPTION TO RUN HYBRID

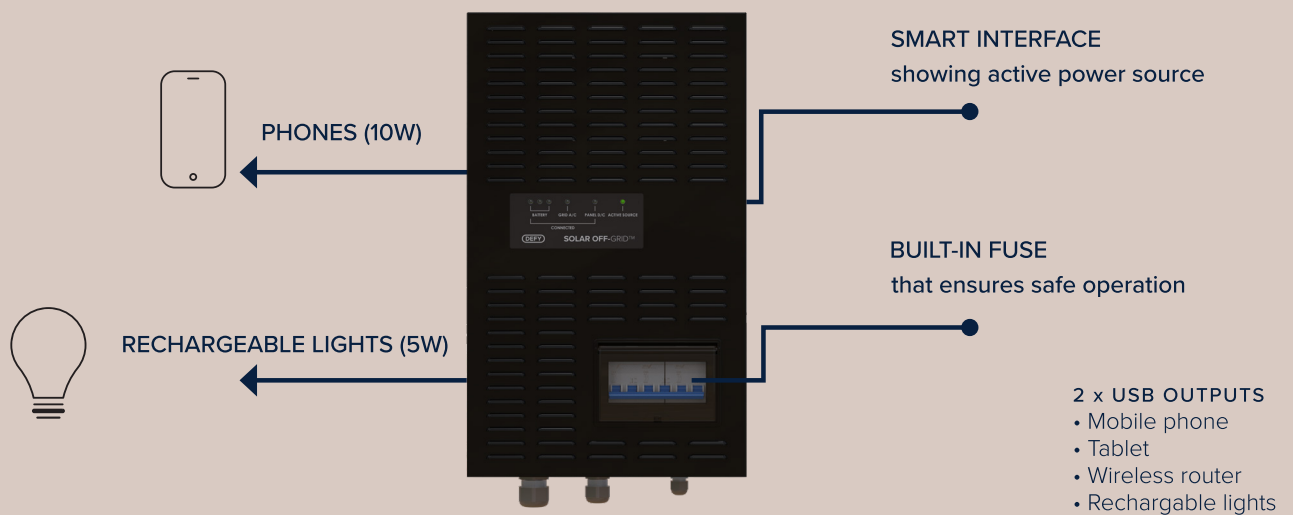
The DEFY Solar Off-Grid fridge has the ability to run as a hybrid model: During the day: energy is supplied instantly through the solar panels, a battery is not required in this use case.

During overcast conditions, load shedding, and at night: the unit runs off the electrical grid. A grid connection is provided with product.

HOW SOLAR OFF-GRID WORKS



SMART CONTROL BOX: ADDITIONAL BENEFITS



SOLAR AND BATTERY REQUIREMENTS

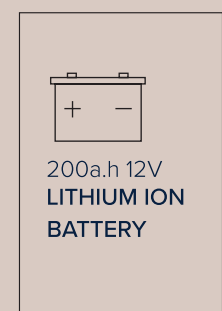


SOLAR PANEL RECOMMENDATION

	REGION	PANEL
	IRRADIATION LEVEL (KWH/M2)	POWER (W)
1	1200-1600	700
2	1600-2000	700
3	2000-2400	700
4	2400-2800	550
5	2800-3200	550

700W broader coastal provinces
550W broader inland provinces

BATTERY RECOMMENDATIONS





SOLAR OFF-GRID

DAC631S2

DEFY SOLAR OFF-GRID FRIDGE/FREEZER

FEATURES

- A+ Energy Rating
- Static
- Net Volume: 303 Lt
- Fridge Net Volume: 210 Lt
- Freezer Net Volume: 93 Lt
- 4 Star Freezer
- Integrated Handle
- Satin Metallic
- LED Illumination
- Reversible Doors
- 3 Glass Shelves
- 3 Door Racks
- Crisper Drawer

DIMENSIONS

Unpacked (H x W x D): 1650 x 600 x 650 mm

Packed (H x W x D): 1690 x 640 x 730 mm



SOLAR OFF-GRID

DMF476S2

DEFY SOLAR OFF-GRID CHEST FREEZER

FEATURES


- A Energy Rating
- Net Volume: 254 Lt
- Multimode Control - Fridge, Chiller Or Freezer Settings
- Handle Integrated Locking Mechanism
- Marble Patterned Top Lid
- Aluminium Interior
- 2 x Roller Wheels
- Plastic Basket

DIMENSIONS

Unpacked (H x W x D): 860 x 951 x 725 mm

Packed (H x W x D): 895 x 1015 x 742 mm





DFF563

100cm Side by Side Naturelight Brushed Stainless Steel

FEATURES

- A+ Energy Rating
- Net Volume: 614 Lt
- Fridge Net Volume: 365 Lt
- Freezer Net Volume: 249 Lt
- Naturelight Technology
- Dual Cooling
- Frost Free
- Display On Door
- Quick Cool And Quick Freeze
- Zero Degree Compartment
- Slimline Water Dispenser
- LED Interior Lighting
- Flush Door Handle

- Door Open Alarm
- Brushed Stainless-Steel Finish

DIMENSIONS: (H x W x D)

- Unpacked: 1785 x 1000 x 700 mm
- Packed: 1897 x 1067 x 776 mm



DFF538

100cm Side by Side Naturelight Brushed Stainless Steel

FEATURES

- A+ Energy Rating
- Net Volume: 618 Lt
- Fridge Net Volume: 369 Lt
- Freezer Net Volume: 249 Lt
- Naturelight Technology
- Dual Cooling
- Frost Free
- Display On Door
- Quick Cool And Quick Freeze
- Zero Degree Compartment
- LED Interior Lighting
- Flush Door Handle
- Door Open Alarm

- Brushed Stainless-Steel Finish

DIMENSIONS: (H x W x D)

- Unpacked: 1785 x 1000 x 700 mm
- Packed: 1897 x 1067 x 776 mm



DFF547

91cm Side by Side Naturelight Satin Metallic Finish

FEATURES

- A Energy Rating
- Net Volume: 555 Lt
- Fridge Net Volume: 365 Lt
- Freezer Net Volume: 190 Lt
- Naturelight Technology
- Dual Cooling
- Frost Free
- Quick Cool And Quick Freeze
- 4-Star Freezer
- Slimline Water Dispenser
- LED Interior Lighting
- Flush Door Handle

- Door Open Alarm
- Satin Metallic Finish

DIMENSIONS: (H x W x D)

- Unpacked: 1785 x 910 x 700 mm
- Packed: 1897 x 977 x 776 mm



DFF536

91cm Side by Side Naturelight Satin Metallic Finish

FEATURES

- A Energy Rating
- Net Volume: 559 Lt
- Fridge Net Volume: 369 Lt
- Freezer Net Volume: 190 Lt
- Naturelight Technology
- Dual Cooling
- Frost Free
- Quick Cool And Quick Freeze
- 4-Star Freezer
- LED Interior Lighting
- Flush Door Handle

- Door Open Alarm
- Satin Metallic Finish

DIMENSIONS: (H x W x D)

- Unpacked: 1785 x 910 x 700 mm
- Packed: 1897 x 977 x 776 mm





DFF456

91cm Side by Side Mirror Black Glass

FEATURES

- A+ Energy Rating
- Net Volume: 496 Lt
- Fridge Net Volume: 327 Lt
- Freezer Net Volume: 165 Lt
- Frost Free
- Antibacterial Door Seal
- 4-Star Freezer
- LED Interior Lighting
- Full Flush Door Handle
- Ice Cube Tray
- Door Open Alarm
- Mirror Black Glass

DIMENSIONS: (H x W x D)

- Unpacked: 1780 x 911 x 636 mm
- Packed: 1845 x 968 x 680 mm



DFF440

83cm French Door Black Brushed Metal Finish

FEATURES

- A+ Energy Rating
- Net Volume: 492 Lt
- Fridge Net Volume: 327 Lt
- Freezer Net Volume: 165 Lt
- Fresh+ Humidity Crisper
- Frost Free
- Antibacterial Door Seal
- 4-Star Freezer
- LED Interior Lighting
- 2 Freezer Drawers
- Door Open Alarm
- Premium Black Brushed Metal Finish

DIMENSIONS: (H x W x D)

- Unpacked: 1830 x 833 x 706 mm
- Packed: 1895 x 893 x 750 mm





DAC840

84cm Fridge / Freezer Naturelight Titanium Inox

FEATURES

- A++ Energy Rating
- Net Volume: 552 Lt
- Fridge Net Volume: 388 Lt
- Freezer Net Volume: 164 Lt
- Naturelight Technology
- Dual Cooling
- Frost Free
- Dairy Compartment
- Electronic Display On Door
- Slimline Water Dispenser
- 4-Star Freezer
- LED Interior Lighting
- External Handle
- Door Open Alarm
- Titanium Inox

DIMENSIONS: (H x W x D)

- Unpacked: 1825 x 840 x 745 mm
- Packed: 1909 x 907 x 817 mm



DAC705

70cm Fridge/ Freezer Frost Free Naturelight Satin Metallic

FEATURES

- A+ Energy Rating
- Net Volume: 450 Lt
- Fridge Net Volume: 326 Lt
- Freezer Net Volume: 124 Lt
- Naturelight Technology
- Dual Cooling
- Frost Free
- Dairy Compartment
- Electronic Display On Door
- Slimline Water Dispenser
- 4-Star Freezer
- LED Interior Lighting
- External Handle
- Door Open Alarm
- Satin Metallic finish

DIMENSIONS: (H x W x D)

- Unpacked: 1900 x 700 x 694 mm
- Packed: 1980 x 752 x 770 mm



DAC704

70cm Fridge / Freezer Satin Metallic

FEATURES

- A+ Energy Rating
- Net Volume: 464 Lt
- Fridge Net Volume: 340 Lt
- Freezer Net Volume: 124 Lt
- Dairy Compartment
- Static
- Antibacterial Odour Filter
- 4-Star Freezer
- LED Interior Lighting
- External Handle
- Door Open Alarm
- Satin Metallic finish

DIMENSIONS: (H x W x D)

- Unpacked: 190 x 700 x 694 mm
- Packed: 198 x 752 x 770 mm





DAC675

60cm Fridge / Freezer Naturelight Brushed Stainless Steel

FEATURES

- A+ Energy Rating
- Net Volume: 327 Lt
- Fridge Net Volume: 208 Lt
- Freezer Net Volume: 115 Lt
- Dual Cooling
- Frost Free
- Slimline Water Dispenser
- Antibacterial Door Seal
- 4-Star Freezer
- LED Interior Lighting

- Integrated Handle With Silver Trim
- Reversible Doors
- Brushed Stainless steel

DIMENSIONS: (H x W x D)

- Unpacked: 1850 x 600 x 650 mm
- Packed: 1890 x 640 x 730 mm



DAC639

60cm Fridge / Freezer Frost Free Satin Metallic

FEATURES

- A+ Energy Rating
- Net Volume: 302 Lt
- Fridge Net Volume: 201 Lt
- Freezer Net Volume: 101 Lt
- Frost Free
- Slimline Water Dispenser
- Antibacterial Door Seal
- 4-Star Freezer
- LED Interior Lighting
- Integrated Handle With Silver Trim
- Reversible Doors
- Satin Metallic finish

DIMENSIONS: (H x W x D)

- Unpacked: 1790 x 640 x 730mm
- Packed: 1750 x 600 x 650mm



DAC652

60cm Fridge / Freezer WD Mirror Black Glass

FEATURES

- A+ Energy Rating
- Net Volume: 348 Lt
- Fridge Net Volume: 233 Lt
- Freezer Net Volume: 115 Lt
- Static
- Slimline Water Dispenser
- Antibacterial Door Seal
- 4-Star Freezer
- LED Interior Lighting
- Side Integrated Handle
- Reversible Doors
- Mirror Black Glass

DIMENSIONS: (H x W x D)

- Unpacked: 1850 x 600 x 650 mm
- Packed: 1890 x 640 x 730 mm



DAC645

60cm Fridge / Freezer WD Satin Metallic

FEATURES

- A+ Energy Rating
- Net Volume: 348 Lt
- Fridge Net Volume: 233 Lt
- Freezer Net Volume: 115 Lt
- Static
- Slimline Water Dispenser
- Antibacterial Door Seal
- 4-Star Freezer
- LED Interior Lighting
- Black Integrated Handle
- Reversible Doors
- Satin Metallic Finish

DIMENSIONS: (H x W x D)

- Unpacked: 1850 x 600 x 650 mm
- Packed: 1890 x 640 x 730 mm





DAC622

60cm Fridge / Freezer Satin Metallic

FEATURES

- A+ Energy Rating
- Net Volume: 350 Lt
- Fridge Net Volume: 235 Lt
- Freezer Net Volume: 115 Lt
- Static
- Antibacterial Door Seal
- 4-Star Freezer
- LED Interior Lighting
- Black Integrated Handle
- Reversible Doors
- Satin Metallic Finish

DIMENSIONS: (H x W x D)

- Unpacked: 1850 x 600 x 650 mm
- Packed: 1890 x 640 x 730 mm



DAC621

60cm Fridge / Freezer White

FEATURES

- A+ Energy Rating
- Net Volume: 350 Lt
- Fridge Net Volume: 235 Lt
- Freezer Net Volume: 115 Lt
- Static
- Antibacterial Door Seal
- 4-Star Freezer
- LED Interior Lighting
- Integrated Handle
- Reversible Doors
- Satin Metallic Finish

DIMENSIONS: (H x W x D)

- Unpacked: 1850 x 600 x 650 mm
- Packed: 1890 x 640 x 730 mm



DAC627

60cm Fridge / Freezer WD Satin Metallic

FEATURES

- A+ Energy Rating
- Net Volume: 323 Lt
- Fridge Net Volume: 208 Lt
- Freezer Net Volume: 115 Lt
- Static
- Slimline Water Dispenser
- Antibacterial Door Seal
- 4-Star Freezer
- LED Interior Lighting
- Black Integrated Handle
- Reversible Doors
- Satin Metallic Finish

DIMENSIONS: (H x W x D)

- Unpacked: 1750 x 600 x 650 mm
- Packed: 1790 x 640 x 730 mm





DAC625

60cm Fridge / Freezer Satin Metallic

FEATURES

- A+ Energy Rating
- Net Volume: 325 Lt
- Fridge Net Volume: 210 Lt
- Freezer Net Volume: 115 Lt
- Static
- Antibacterial Door Seal
- 4-Star Freezer
- LED Interior Lighting
- Black Integrated Handle
- Reversible Doors
- Satin Metallic Finish

DIMENSIONS: (H x W x D)

- Unpacked: 1750 x 600 x 650mm
- Packed: 1790 x 640 x 730 mm



DAC632

60cm Fridge / Freezer WD Satin Metallic

FEATURES

- A+ Energy Rating
- Net Volume: 301 Lt
- Fridge Net Volume: 208 Lt
- Freezer Net Volume: 93 Lt
- Static
- Slimline Water Dispenser
- Antibacterial Door Seal
- 4-Star Freezer
- LED Interior Lighting
- Black Integrated Handle
- Reversible Doors
- Satin Metallic Finish

DIMENSIONS: (H x W x D)

- Unpacked: 1650 x 600 x 650mm
- Packed: 1690 x 640 x 730 mm



DAC631

60cm Fridge / Freezer Satin Metallic

FEATURES

- A+ Energy Rating
- Net Volume: 303 Lt
- Fridge Net Volume: 210 Lt
- Freezer Net Volume: 93 Lt
- Static
- Antibacterial Door Seal
- 4-Star Freezer
- LED Interior Lighting
- Black Integrated Handle
- Reversible Doors
- Satin Metallic Finish

DIMENSIONS: (H x W x D)

- Unpacked: 1650 x 600 x 650mm
- Packed: 1690 x 640 x 730 mm





DAC475

54cm Fridge / Freezer WD Satin Metallic

FEATURES

- A+ Energy Rating
- Net Volume: 264 Lt
- Fridge Net Volume: 152 Lt
- Freezer Net Volume: 95 Lt
- Static
- Slimline Water Dispenser
- Antibacterial Door Seal
- 4-Star Freezer
- LED Interior Lighting
- Black Integrated Handle
- Reversible Doors
- Satin Metallic Finish

DIMENSIONS: (H x W x D)

- Unpacked: 1710 x 540 x 587 mm
- Packed: 1785 x 595 x 670 mm



DAC449

54cm Fridge / Freezer WD Satin Metallic

FEATURES

- A+ Energy Rating
- Net Volume: 245 Lt
- Fridge Net Volume: 150 Lt
- Freezer Net Volume: 95 Lt
- Static
- Slimline Water Dispenser
- Antibacterial Door Seal
- 4-Star Freezer
- LED Interior Lighting
- Black Integrated Handle
- Reversible Doors
- Satin Metallic Finish

DIMENSIONS: (H x W x D)

- Unpacked: 1600 x 540 x 587 mm
- Packed: 1675 x 595 x 670 mm



DAC447

54cm Fridge / Freezer Satin Metallic

FEATURES

- A+ Energy Rating
- Net Volume: 247 Lt
- Fridge Net Volume: 152 Lt
- Freezer Net Volume: 95 Lt
- Static
- Antibacterial Door Seal
- 4-Star Freezer
- LED Interior Lighting
- Black Integrated Handle
- Reversible Doors
- Satin Metallic Finish

DIMENSIONS: (H x W x D)

- Unpacked: 1600 x 540 x 587 mm
- Packed: 1675 x 595 x 670 mm





DAC363

50cm Fridge / Freezer EMB Metallic

FEATURES

- A+ Energy Rating
- Net Volume: 210 Lt
- Fridge Net Volume: 210 Lt
- Freezer net Volume: 76 Lt
- Static
- Antibacterial Door Seal
- 4-Star Freezer
- LED Interior Lighting
- Black Integrated Handle
- Reversible Doors
- Satin Metallic Finish

DIMENSIONS: (H x W x D)

- Unpacked: 1630 x 495 x 585 mm
- Packed: 1710 x 535 x 585 mm



DAD239

50cm Double Door EMB Metallic

FEATURES

- A Energy Rating
- Net Volume: 157 Lt
- Fridge Net Volume: 110 Lt
- Freezer net Volume: 47 Lt
- Static
- Antibacterial Door Seal
- 4-Star Freezer
- Standard Interior Lighting
- Black Integrated Handle
- Reversible Doors
- Embossed Metallic Finish

DIMENSIONS: (H x W x D)

- Unpacked: 1450 x 500 x 525 mm
- Packed: 1495 x 535 x 565 mm



DAD238

50cm Double Door EMB White

FEATURES

- A Energy Rating
- Net Volume: 157 Lt
- Fridge Net Volume: 110 Lt
- Freezer net Volume: 47 Lt
- Static
- Antibacterial Door Seal
- 4-Star Freezer
- Standard Interior Lighting
- Integrated Handle
- Reversible Doors
- Embossed White Finish

DIMENSIONS: (H x W x D)

- Unpacked: 1450 x 500 x 525 mm
- Packed: 1495 x 535 x 565 mm





DUF282

60cm Full Freezer Titanium Inox

FEATURES

- A+ Energy Rating
- Net Volume: 277
- Frost Free
- Quick Freeze
- Vacation Mode
- Child Lock
- 4-Star Freezer
- LED Interior Lighting
- External Handle
- Door Open Alarm
- Titanium Inox

DIMENSIONS: (H x W x D)

- Unpacked: 1850 x 595 x 655 mm
- Packed: 1930 x 665 x 730 mm



DFD448

60cm Full Fridge Titanium Inox

FEATURES

- A+ Energy Rating
- Net Volume: 375 Lt
- Frost Free
- Wine Rack – Full Width
- Quick Cool
- Eco Mode
- Vacation Mode
- Child Lock
- 4-Star Freezer
- LED Interior Lighting
- External Handle
- Door Open Alarm
- Titanium Inox

DIMENSIONS: (H x W x D)

- Unpacked: 1850 x 595 x 655 mm
- Packed: 1930 x 665 x 730 mm



DUF300

60cm Upright Freezer Inox Finish

FEATURES

- A++ Energy Rating
- Net Volume: 212 Lt
- Static
- Child Lock
- Antibacterial Door Seal
- 4-Star Freezer
- LED Interior Lighting
- External Handle
- Door Open Alarm
- Inox Finish

DIMENSIONS: (H x W x D)

- Unpacked: 1700 x 600 x 600 mm
- Packed: 1783 x 650 x 635 mm



DFD430

60cm Upright Fridge Inox Finish

FEATURES

- A++ Energy Rating
- Net Volume: 335 Lt
- Static
- Child Lock
- 4-Star Freezer
- LED Interior Lighting
- External Handle
- Door Open Alarm
- Inox Finish

DIMENSIONS: (H x W x D)

- Unpacked: 1700 x 600 x 600 mm
- Packed: 1783 x 650 x 635 mm





DBF90M

90L Bar Fridge Metallic

FEATURES

- A Energy Rating
- Net Volume: 90 Lt
- Static
- Integrated Handle
- Reversible Door
- Adjustable Levelling Feet
- LED Illumination
- Inox Door Finish

DIMENSIONS (H x W x D)

- Unpacked: 850 x 480 x 445 mm
- Packed: 858 x 484 x 450 mm



DBF90W

90L Bar Fridge White

FEATURES

- A Energy Rating
- Net Volume: 90 Lt
- Static
- Integrated Handle
- Reversible Door
- Adjustable Levelling Feet
- LED Illumination
- White Door Finish

DIMENSIONS (H x W x D)

- Unpacked: 850 x 480 x 445mm
- Packed: 858 x 484 x 450mm





DMF456

481L Chest Freezer White

FEATURES

- A Energy Rating
- Net Volume: 481 Lt
- 140h Chill-In Technology
- Manual Defrost
- Multi-Mode Control Panel
- Multi-Mode Selection
- > Fridge (1°C to 8°C)
- > Chiller (-2°C to 3°C)
- > Freezer (-24°C to -15°C)
- Marble Patterned Top Lid
- 2x Plastic Basket

- Aluminum Interior
- Steel Spring Hinge
- Locking Mechanism
- White Embossed Steel

DIMENSIONS: (H x W x D)

- Unpacked: 860 x 1550 x 725 mm
- Packed: 915 x 1616 x 742 mm



DMF454

386L Chest Freezer White

FEATURES

- A Energy Rating
- Net Volume: 386 Lt
- 140h Chill-In Technology
- Manual Defrost
- Multi-Mode Control Panel
- Multi-Mode Selection
- > Fridge (1°C to 8°C)
- > Chiller (-2°C to 3°C)
- > Freezer (-24°C to -15°C)
- Marble Patterned Top Lid
- 2x Plastic Basket

- Aluminium Interior
- Steel Spring Hinge
- Locking Mechanism
- White Embossed Steel

DIMENSIONS: (H x W x D)

- Unpacked: 860 x 1285 x 725 mm
- Packed: 915 x 1350 x 742 mm



DMF474/473

254L Chest Freezer

FEATURES

- A Energy Rating
- Net Volume: 254 Lt
- 140h Chill-In Technology
- Manual Defrost
- Multi-Mode Control Panel
- Multi-Mode Selection
- > Fridge (1°C to 8°C)
- > Chiller (-2°C to 3°C)
- > Freezer (-24°C to -15°C)
- Marble Patterned Top Lid
- 1x Plastic Basket
- Aluminium Interior
- Plastic Hinge
- Locking Mechanism
- White Embossed Steel

DIMENSIONS: (H x W x D)

- Unpacked: 860 x 951 x 725 mm
- Packed: 895 x 1015 x 742 mm





DMF451/513

195L Chest Freezer

FEATURES

- A Energy Rating
- Net Volume: 195 Lt
- 140h Chill-In Technology
- Manual Defrost
- Multi-Mode Control Panel
- Multi-Mode Selection
- > Fridge (1°C to 8°C)
- > Chiller (-2°C to 3°C)
- > Freezer (-24°C to -15°C)
- 1x Plastic Basket
- Aluminum Interior
- Plastic Hinge
- Locking Mechanism
- Grey Patterned

DIMENSIONS: (H x W x D)

- Unpacked: 860 x 751 x 725 mm
- Packed: 895 x 815 x 742 mm



DMF470

195L Chest Freezer White

FEATURES

- A Energy Rating
- Net Volume: 195 Lt
- 140h Chill-In Technology
- Manual Defrost
- Multi-Mode Control Panel
- Multi-Mode Selection
- > Fridge (1°C to 8°C)
- > Chiller (-2°C to 3°C)
- > Freezer (-24°C to -15°C)
- Marble Patterned Top Lid
- 1x Plastic Basket
- Aluminium Interior
- Plastic Hinge
- Locking Mechanism
- White Embossed Steel

DIMENSIONS: (H x W x D)

- Unpacked: 860 x 751 x 725 mm
- Packed: 895 x 815 x 742 mm



DMF511

146L Chest Freezer White

FEATURES

- A Energy Rating
- Net Volume: 146 Lt
- 140h Chill-In Technology
- Manual Defrost
- Multi-Mode Control Panel
- Multi-Mode Selection
- > Fridge (1°C to 8°C)
- > Chiller (-2°C to 3°C)
- > Freezer (-24°C to -15°C)
- Marble Patterned Top Lid
- 1x Plastic Basket
- Aluminum Interior
- Plastic Hinge
- White Embossed Steel

DIMENSIONS: (H x W x D)

- Unpacked: 860 x 625 x 725 mm
- Packed: 895 x 689 x 742 mm



FRENCH DOOR AND SIDE BY SIDE SPECIFICATIONS

MODELS	100cm Side by Side Naturelight Brushed Stainless Steel DFF 563	100cm Side by Side Naturelight Brushed Stainless Steel DFF 538	91cm Side by Side Naturelight Satin Metallic Finish DFF 547	91cm Side by Side Naturelight Satin Metallic Finish DFF 536	91cm Side by Side Mirror Black Glass DFF 456	83cm French Door Black Brushed Metal Finish DFF 440
GENERAL Total Net Lt Cooling Technology Temperature Control Energy Efficiency Refrigerant Gas	614 No Frost with Dual Cooling Electronic A+ R600a	618 No Frost with Dual Cooling Mechanical A+ R600a	555 No Frost with Dual Cooling Mechanical A R600	559 No Frost with Dual Cooling Mechanical A R600	496 No Frost Electronic A+ R600	492 No Frost Electronic A+ R600
DIMENSIONS H x W x D (mm)	1785 x 1000 x 700	1785 x 1000 x 700	1785 x 910 x 700	1785 x 910 x 700	1780 x 911 x 636	1830 x 833 x 706
EXTERIOR Door Finish Mini Bar Dispenser LED Display	Brushed Stainless Steel - Yes	Brushed Stainless Steel - -	Satin Metallic - Yes	Satin Metallic - -	Gloss Black - Yes	Premium Black - Yes
FRIDGE COMPARTMENT Net Fridge Lt Shelves Door Racks No. of Crispers Cool Room Interior Light Egg Tray Wine Rack	365 4 Glass 2 - LED Illumination 1 1 (x10) Yes	369 4 Glass 2 - LED Illumination 1 (x10) Yes	365 4 Glass 2 - LED Illumination 1 (x10) -	369 4 Glass 2 - LED Illumination 1 (x10) -	325 4 Glass 2 - LED Illumination 1 (x6) -	323 3 Cabinet 2 - LED Illumination 1 (x6) -
FREEZER COMPARTMENT Star Rating Net Freezer Lt Freezer Drawers/Flaps Interior Lighting	4 249 Ice Tray 2 LED Illumination	4 249 Ice Tray 2 LED Illumination	4 190 Ice Tray 2 -	4 190 Ice Tray 2 -	4 165 Ice Tray 2 -	4 162 Ice Tray 2 -
HEALTH & FRESHNESS Ioniser Fresh Blue Light Antibacterial Odour Filter Antibacterial Seal	- - Yes Yes	- Yes Yes Yes	- - Yes Yes	- - Yes Yes	- - - Yes	- - - Yes

84, 70 & 60 CM COMBI SPECIFICATIONS

MODELS	84cm Fridge / Freezer Naturelight Titanium Inox DAC 840	70cm Fridge / Freezer Naturelight Satin Metallic DAC 705	70cm Fridge / Freezer Satin Metallic DAC 704	60cm Fridge / Freezer Naturelight Brushed Stainless Steel DAC 675	60cm Fridge / Freezer WD Mirror Black Glass DAC 652	60cm Fridge / Freezer WD Satin Metallic DAC 645	60cm Fridge / Freezer Satin Metallic DAC 622
GENERAL Total Net Lt Cooling Technology Temperature Control Energy Efficiency Refrigerant Gas	552 No Frost with Naturelight Electronic A++ R600a	426 No Frost with Dual Cooling Electronic A+ R600a	428 No Frost with Dual Cooling Electronic A+ R600a	327 No Frost with Dual Cooling Mechanical A+ R600a	348 Static Mechanical A+ R600A	348 Static Mechanical A+ R600a	350 Static Mechanical A+ R600a
DIMENSIONS H x W x D (mm)	1825 x 840 x 745	1890 x 700 x 680	1890 x 700 x 680	1825 x 600 x 650	1850 x 600 x 650	1850 x 600 x 650	1850 x 600 x 650
EXTERIOR Door Finish Mini Bar Dispenser LED Display	Inox Manual Yes	Satin Metallic Manual Yes	Satin Metallic Manual Yes	Stainless Steel Manual No	Black Glass Yes No	Satin Metallic Yes No	Satin Metallic No No
FRIDGE COMPARTMENT Net Fridge Lt Shelves Door Racks No. of Crispers Interior Light Egg Tray Wine Rack	388 4 4 2 LED Illumination Yes -	301 4 4 2 LED Illumination Yes -	303 4 4 2 LED Illumination Yes -	226 4 2 1 LED Illumination Yes -	233 4 4 1 LED Illumination Yes -	233 4 4 1 LED Illumination Yes -	235 4 4 1 LED Illumination Yes -
FREEZER COMPARTMENT Star Rating Net Freezer Lt Freezer Drawers/Flaps	4 164 2/1	4 125 2/1	4 125 2/1	4 101 3	4 115 3	4 115 3	4 115 3
HEALTH & FRESHNESS Ioniser Fresh Blue Light Antibacterial Odour Filter Antibacterial Seal	- - - -	- - Yes Yes	- - - -	- - - -	- - - Yes	- - - Yes	- - - Yes

MODELS	60cm Fridge / Freezer White DAC 621	60cm Fridge / Freezer WD Satin Metallic DAC 627	60cm Fridge / Freezer Satin Metallic DAC 625	60cm Fridge / Freezer WD Satin Metallic DAC 632	60cm Fridge / Freezer Satin Metallic DAC 631
GENERAL Total Net Lt Cooling Technology Temperature Control Energy Efficiency Refrigerant Gas	350 Static Mechanical A+ R600a	323 Static Mechanical A+ R600a	325 Static Mechanical A+ R600a	301 Static Mechanical A+ R600a	303 Static Mechanical A+ R600a
DIMENSIONS H x W x D (mm)	1850 x 600 x 650	1750 x 600 x 650	1750 x 600 x 650	1650 x 600 x 650	1650 x 600 x 650
EXTERIOR Door Finish Dispenser Display	White - -	Satin Metallic Yes -	Satin Metallic - -	Satin Metallic - -	Satin Metallic - -
FRIDGE COMPARTMENT Net Fridge Lt Shelves Door Racks No. of Crispers Interior Light Egg Tray Wine Rack	235 4 3 1 LED Illumination Yes -	208 3 3 1 LED Illumination Yes -	210 3 3 1 LED Illumination Yes -	208 3 3 1 LED Illumination Yes -	210 3 3 1 LED Illumination Yes -
FREEZER COMPARTMENT Star Rating Net Freezer Lt Freezer Drawers / Flaps	4 115 3	4 115 3	4 115 3	4 93 3	4 93 3
HEALTH Ioniser Fresh Blue Light Antibacterial Odour Filter Antibacterial Door Seal	- - - Yes	- - - Yes	- - - Yes	- - - Yes	- - - Yes

54CM COMBI SPECIFICATIONS

MODELS	54cm Fridge / Freezer WD Satin Metallic DAC 475	54cm Fridge / Freezer WD Satin Metallic DAC 449	54cm Fridge / Freezer Satin Metallic DAC 447
GENERAL Total Net Lt Cooling Technology Temperature Control Energy Efficiency Refrigerant Gas	248 Static Mechanical A+ R600a	226 Static Mechanical A+ R600a	247 Static Mechanical A+ R600a
DIMENSIONS H x W x D (mm)	1710 x 540 x 587	1600 x 540 x 587	1600 x 540 x 587
EXTERIOR Door Finish Dispenser	Satin Metallic Yes	Satin Metallic Yes	Satin Metallic Yes
FRIDGE COMPARTMENT Net Fridge Lt Shelves Door Racks No. of Crispers Interior Light Egg Tray	162 3 3 1 LED Illumination Yes	140 3 3 1 LED Illumination Yes	152 3 3 1 LED Illumination Yes
FREEZER COMPARTMENT Star Rating Net Freezer Lt Freezer Drawers / Flaps	4 86 3	4 86 3	4 95 3

50CM COMBI SPECIFICATIONS

MODELS	50cm Fridge / Freezer EMB Metallic DAC 363
GENERAL Total Net Lt Cooling Technology Energy Efficiency Temperature Control Refrigerant Gas	210 Static A+ Mechanical R600a
DIMENSIONS H x W x D (mm)	1670 x 535 x 625
DIMENSIONS (UNPACKED) H x W x D (mm)	1630 x 495 x 585
EXTERIOR Door Finish Dispenser	Satin Metallic
FRIDGE COMPARTMENT Net Fridge Lt Shelves Door Racks No. of Crispers Interior Light Egg Tray	134 3 3 1 Standard lamp (Yellow) Yes
FREEZER COMPARTMENT Star Rating Net Freezer Lt Freezer Drawers / Flaps	4 76 3

DOUBLE DOOR SPECIFICATIONS

MODELS	50cm Double Door EMB White DAD 238	50cm Double Door EMB Metallic DAD 239
GENERAL		
Total Net Lt	151	151
Cooling Technology	Static	Static
Energy Efficiency	A	A
Temperature Control	Mechanical	Mechanical
Refrigerant Gas	R600a	R600a
DIMENSIONS		
H x W x D (mm)	1495 x 535 x 565	1495 x 535 x 565
DIMENSIONS (UNPACKED)		
H x W x D (mm)	1450 x 500 x 525	1450 x 500 x 525
EXTERIOR		
Door Finish Dispenser	White	Satin Metallic
FRIDGE COMPARTMENT		
Net Fridge Lt	108	108
Shelves	3	3
Door Racks	3	3
No. of Crispers	1	1
Interior Light	Standard lamp (Yellow)	Standard lamp (Yellow)
Egg Tray	Yes	Yes
FREEZER COMPARTMENT		
Star Rating	4	4
Net Freezer Lt	43	43
Freezer Drawers / Flaps	1 Glass shelf	1 Glass shelf

PIGEON PAIRS SPECIFICATIONS

MODELS	60cm Upright Freezer Inox Finish DUF 300	60cm Upright Fridge Inox Finish DFD 430	60cm Full Fridge Titanium Inox DFD448	60cm Full Freezer Titanium Inox DUF282
GENERAL				
Total Net Lt	212	335	375	277
Cooling Technology	Static A++	Static A++	No Frost A+	No Frost A+
Temperature Control	Mechanical	Mechanical	Mechanical	Mechanical
Refrigerant Gas	R600a	R600	R600a	R600a
DIMENSIONS				
H x W x D (mm)	1700 x 600 x 600	1700 x 600 x 600	1850 x 600 x 650	1850 x 600 x 650
EXTERIOR				
Door Finish	Inox	Inox	Stainless Steel	Stainless Steel
Mini Bar	-	-	-	-
Dispenser Display	-	-	-	-
FRIDGE COMPARTMENT				
Net Fridge Lt	-	335	375	-
Shelves	-	6	6	-
Door Racks	-	5	4	-
No. of Crispers	-	1	2	-
Cool Room 0° Compartment	-	-	-	-
Interior Light	-	LED Illumination	LED Illumination	-
Egg Tray	-	Yes	Yes	-
Wine Rack	-	-	-	-
FREEZER COMPARTMENT				
Star Rating	4	-	-	4
Net Freezer Lt	212	-	-	277
Ice Maker	-	-	-	-
Fast Freeze	-	-	-	-
Freezer Drawers / Flaps	7	-	-	8
Interior Lighting	-	-	-	-
HEALTH & FRESHNESS				
Ioniser	-	-	-	-
Fresh Blue Light	-	-	-	-
Antibacterial Odour Filter	-	-	-	-
Antibacterial Seal	Yes	Yes	Yes	Yes

BAR FRIDGE SPECIFICATIONS

MODELS	90L Bar Fridge White DBF90W	90L Bar Fridge Metallic DBF90M
GENERAL Total Net Lt Cooling Technology Energy Efficiency Refrigerant Gas	93 Direct Cooling A R600a	93 Direct Cooling A R600a
DIMENSIONS H x W x D (mm)	850 x 475 x 445	850 x 475 x 445
EXTERIOR Door Finish	White	Silver
FRIDGE COMPARTMENT Net Fridge Lt Shelves Door Racks No. of Crispers Interior Lights Egg Tray	83 2 1 Wire 1 Yes / 10W -	83 2 1 Wire 1 Yes / 10W -
FREEZER COMPARTMENT Net Freezer Lt	10	10

CHEST FREEZER SPECIFICATIONS

MODELS	146L Chest Freezer White DMF 511	195L Chest Freezers White DMF 470 (W) DMF 451 (M)	195L Chest Freezer DMF 513 (M)	254L Chest Freezer DMF 473 (W) DMF 474 (M)	386L Chest Freezer White DMF 454 (W)	481L Chest Freezer White DMF 456 (W)
GENERAL Total Net Lt Cooling Technology Chill-In Technology Energy Efficiency Multi Mode Operations (Freezer-Chiller Mode) Fast Freeze Function Temperature Control Refrigerator Gas	146 Manual Defrost Yes A Yes - Mechanical R600a	195 Manual Defrost Yes A Yes - Mechanical R600a	195 Manual Defrost Yes A Yes - Mechanical R600a	254 Manual Defrost Yes A Yes - Mechanical R600a	386 Manual Defrost Yes A Yes - Mechanical R600a	481 Manual Defrost Yes A Yes - Mechanical R600a
DIMENSIONS H x W x D (mm)	625 x 860 x 725	751 x 860 x 725	751 x 860 x 725	951 x 860 x 725	1285 x 860 x 725	1550 x 860 x 725
WEIGHT Packed Weight Unpacked Weight (kg)	34 29	35 32	35 32	45 42	50 46	59 53
EXTERIOR Finish Marble Patterned Durable Top New Handle Design and Intergrated Lock Multi Mode Control Panel Power Indicator Light Metallic Spring Loaded Hinges Roller Wheels	White Yes Yes Lock Yes - - -	White & Grey Yes Yes Yes - - - -	Satin Metallic No Yes Yes - - - -	White & Grey Yes Yes Yes Yes Yes Yes -	White Yes Yes Yes Yes Yes Yes -	White Yes Yes Yes Yes Yes Yes -
INTERIOR Lighting Thicker Insulation Aluminium Interior Plastic Baskets Plastic Partition	- Yes Yes 1 -	- Yes Yes 1 -	- Yes Yes 1 -	- Yes Yes 2 -	- Yes Yes 3 -	Yes Yes Yes 4 -



5kg
NATUREL

DEFY


WaterDispenser

CLEANING RANGE




Experience Superior Laundry Care with Defy's Laundry Range!

Transform your laundry routine with our cutting-edge laundry appliances that combine advanced technology with exceptional performance. Designed to handle everything from delicate fabrics to bulky loads, our washers deliver thorough cleaning while preserving garment quality. Pair it with our efficient dryers featuring sensor drying technology for perfectly dried clothes every time. Simplify your life with Defy's laundry solutions that promise reliability, efficiency, and unmatched care for your clothes.



STEAMCURE™ **TECHNOLOGY**

Effortlessly keeps your clothes in tip-top shape. This technology ensures a better cleaning and washing performance with additional benefits, by using steam that rises from the bottom of the drum. When steam is distributed into the drum at the beginning of the Program, it softens up dirt, making it easier to remove. When using it at the end of the Program, it makes laundry softer and reduces creasing on your clothes, delivering ideal results.



PRO SMART **INVERTER MOTOR**

Defy has cleverly created technology that caters for multi-demands. Defy ProSmart™ Inverter Motor technology offers energy efficiency for your washing machine up to A+++ (-10%)*, keeping your electricity bills down.


It also keeps noise down too thanks to a variable, (frictionless) motor speed that helps you to set the drum rotation to suit your clothes. Adjusted drum rotation lets the clothes move more easily and quietly in the drum, so your washing won't disturb anyone. Defy's ProSmart Inverter Motor washing machines have a 10 year motor warranty.



ENERGY EFFICIENCY

Save more on your electricity bills and help the environment with Defy's energy-efficient appliances! With 10% better efficiency than the standard A+++ rating, you'll enjoy lower energy costs and a smaller carbon footprint.

Make a smart choice for both your wallet and the planet!



AQUAWAVE TECHNOLOGY

Our unique Drum Pattern and gentle paddles create a soothing wave-like motion that carefully handles your clothes, ensuring they're mixed thoroughly and treated with the utmost care. This innovative design not only pampers your garments but also enhances drying performance, so you get perfectly dried laundry every time. Enjoy the perfect balance of gentle care and powerful results!



HYGIENE +

This special Program features intensive wash and extra rinse cycles to provide a deep clean for laundry that needs extra care. Perfect for babies and those with allergies, it ensures your clothes come out fresh and gentle every time.



WOOLMARK TECHNOLOGY

Enjoy flawless care for your woolens with our Woolmark™ approved wool Program! Our washer offers precise water and drum control, gently tumbling your woolens throughout the cycle. The high-speed spin at the end ensures a perfect finish, leaving your woolens looking and feeling great, wash after wash.

TECHNOLOGICAL SOLUTIONS



STEAMCURE™ TECHNOLOGY

Uses steam to clean and reduce creased clothes every time.



FOUNTAIN WASH TECHNOLOGY

This advanced feature treats every fiber of your clothing to a thorough cleanse, effortlessly lifting even the toughest stains. With its even distribution of water and detergent, you can trust that every wash will be thorough and effective.



PROSMART INVERTER MOTOR

Smarter and simpler components mean a more efficient motor with less vibration. Power is not wasted in friction, resulting in a quieter system with a longer lifespan.



AQUAFUSION TECHNOLOGY

In regular machines, nearly 25% of the detergent is lost through the drain before interacting with the laundry. The Defy AquaFusion Technology blocks the tub outlet to keep all the detergent inside the washing tub, giving you perfect cleaning results.



ADD GARMENT

Forgot something? No problem! With our Add Garment feature, you can easily pause your wash, toss in any item, and resume your cycle without losing much time.



AQUAWAVE TECHNOLOGY

A specially designed Drum Pattern, with the help of paddles, gently moves your laundry in a wave-like drum action.



WOOLMARK™ TECHNOLOGY

With Woolmark™ approved wool Programme, your washer has the precise water and drum control.



TANGLE FREE FINISH

Protects your laundry by preventing clothing from tangling.



ANTI-VIBRATION

Specially designed sidewall ensures reduced sound output by machine.



ADJUSTABLE WATER LEVEL

Multi Water level selection allows the amount of water to be selected based on the amount of laundry.



AIR TURBO DRYING

The Defy top loader machine has high spin speeds which offers more than enough force to eliminate most of the water from your load and shorten the drying time of your clothing.



FUZZY LOGIC

Fuzzy logic in Defy washing machine intelligently selects the optimal water level and adapts each wash cycle, ensuring effective cleaning while conserving water and energy.



EASY ACCESS FILTER

Defy's tumble dryer features user-friendly filters that can be easily accessed and cleaned for excellent drying performance.



ANTICREASE+

Automatically following the drying cycle, laundry is kept wrinkle-free inside the dryer for 2 hours while the machine continues to make gentle drum actions.



PULSATOR

The padded ribs of the pulsator results in improved soap agitation allowing for better washing results.

SAFETY & COMFORT SOLUTIONS



ELECTRONIC UNBALANCED LOAD CONTROL

Through an intelligent stabilising system, laundry is evenly distributed around the drum eliminating vibration and noise. Automatically adjusted spin speeds provide stability during spinning.



OVERFLOW SAFETY

Any variation from the correct water level in the drum is detected by a sensor and water automatically begins to drain when the level is exceeded.



AUTO RESTART

In the case of interference, such as a power cut, the auto restart feature allows the Programme to restart automatically when the power is back on.



ECO WASH 20°C PROGRAMME

A super energy efficient Programme to wash a 3.5kg load of lightly soiled and unstained laundry at 20°C, saving on electricity costs and benefiting the environment.



ECO WASH 40°C PROGRAMME

A Programme offering the maximum energy and water savings for normally soiled cotton and linen laundry in comparison to other cotton Programmes.



CHILD LOCK FUNCTION

This smart function locks the washing machine's controls, preventing accidental changes and ensuring a worry-free wash.

HYGIENE SOLUTIONS



PET HAIR REMOVAL

Through a specially developed function, pet hair is effortlessly removed from laundry. This function automatically adds pre-wash and additional rinse cycles to remove pet hair effectively, providing anti-allergy benefits.



HYGIENE +

An extra-hygienic Programme designed for babies with sensitive skin or people with allergies. Combined intensive wash and additional rinse cycles ensure thorough results on laundry that requires special care.



DRUM CLEAN

A maintenance Programme at 70°C to provide better machine hygiene, cleaning the drum, detergent drawers, pipes and the tub.

TIME SAVING SOLUTIONS



TIME DELAY

Set your washing cycle to start when you need it to, with a maximum delay time of 24 hours.



MINI 14 PROGRAMME

14 minute express Programme for a 2kg lightly soiled and unstained laundry at a maximum of 30°C.

ENVIRONMENTAL SOLUTIONS



ENERGY EFFICIENCY

Lower your energy consumption, reducing electricity costs and benefiting the environment.



DAW388

12kg Front Loader SteamCure Technology Manhattan Gray

FEATURES

- Energy Rating: A+++(-10%)
- Capacity: 12kg
- SteamCure Technology
- AquaFusion Technology
- ProSmart Inverter Motor (10-years warranty)
- White LED Digital Display
- Variable Speed Up To 1400rpm
- 15 Programmes
- Stainless Steel Drum
- 57dB Noise Level
- AquaWave Technology
- Drum Clean
- Time Delay 0-24h

- Fast + Function
- Child Lock
- Mini 14' Programme
- AntiCrease+
- Woolmark Apparel Care
- Add Garment
- Anti Vibration S-Shaped Wall
- Large XL Premium Door

DIMENSIONS (H x W x D)

- Unpacked: 840 x 600 x 670mm
- Packed: 880 x 650 x 685mm



DAW387

10kg Front Loader SteamCure Technology Manhattan Gray

FEATURES

- Energy Rating: A+++(-10%)
- Capacity: 10kg
- SteamCure Technology
- AquaFusion Technology
- ProSmart Inverter Motor (10-years warranty)
- White LED Digital Display
- Variable Speed Up To 1400rpm
- 15 Programmes
- Stainless Steel Drum
- 53dB Noise Level
- AquaWave Technology
- Drum Clean
- Time Delay 0-24h

- Fast + Function
- Child Lock
- Mini 14' Programme
- AntiCrease+
- Woolmark Apparel Care
- Add Garment
- Anti Vibration S-Shaped Wall
- Large XL Premium Door

DIMENSIONS (H x W x D)

- Unpacked: 840 x 600 x 640mm
- Packed: 880 x 650 x 660mm



DAW389

9kg Front Loader SteamCure Technology Manhattan Gray

FEATURES

- Energy Rating: A+++(-10%)
- Capacity: 9kg
- SteamCure Technology
- AquaFusion Technology
- ProSmart Inverter Motor (10-years warranty)
- Red LED Digital Display
- Variable Speed Up To 1400rpm
- 15 Programmes
- Stainless Steel Drum
- 53dB Noise Level
- AquaWave Technology
- Drum Clean
- Time Delay 0-19h

- Fast + Function
- Child Lock
- Mini 14' Programme
- AntiCrease+
- Woolmark Apparel Care
- Anti Vibration S-Shaped Wall
- Large XL Door

DIMENSIONS (H x W x D)

- Unpacked: 840 x 600 x 640mm
- Packed: 880 x 650 x 650mm





DAW386

8kg Front Loader SteamCure Technology Manhattan Gray

FEATURES

- Energy Rating: A+++
- Capacity: 8kg
- SteamCure Technology
- AquaFusion Technology
- ProSmart Inverter Motor (10-years warranty)
- Red LED Digital Display
- Variable Speed Up To 1200rpm
- 15 Programmes
- Stainless Steel Drum
- 62 dB Noise Level
- AquaWave Technology
- Drum Clean
- Time Delay 0-19h

- Fast + Function
- Child Lock
- Unbalanced Load Control
- Anti Vibration S-Shaped Wall
- Wide Opening Door Angle

DIMENSIONS (H x W x D)

- Unpacked: 840 x 600 x 590mm
- Packed: 880 x 650 x 600mm



DAW384

7kg Front Loader AquaFusion Manhattan Gray

FEATURES

- Energy Rating: A+++
- Capacity: 7kg
- AquaFusion Technology
- ProSmart Inverter Motor (10-years warranty)
- Red LED Digital Display
- Variable Speed Up To 1200rpm
- 15 Programmes
- Stainless Steel Drum
- 63 dB Noise Level
- Drum Clean
- Time Delay 0-19h
- Fast + Function
- Child-lock

- Unbalanced Load Control
- Anti Vibration S-Shaped Wall
- Wide Opening Door Angle

DIMENSIONS (H x W x D)

- Unpacked: 840 x 600 x 550mm
- Packed: 880 x 650 x 600mm



DAW392

6kg Front Loader Manhattan Gray

FEATURES

- Energy Rating: A+++
- Capacity: 6kg
- Steam Technology
- Red LED digital display
- Variable speed up to 1000rpm
- 15 Programmes
- Stainless steel drum
- 63 dB Noise level
- Drum Clean
- Quick 15' program
- Time delay 0-19h
- Unbalanced load control
- Wide opening door angle

DIMENSIONS (H x W x D)

- Unpacked: 840 x 600 x 450mm
- Packed: 880 x 660 x 560mm





DWD319

8/5kg Washer Dryer SteamCure Technology Manhattan Gray

FEATURES

- Energy Rating: A
- 8kg Wash And 5kg Dry Capacity
- SteamCure Technology
- ProSmart Inverter Motor (10-years warranty)
- Electronic Control
- White LED Digital Display
- Variable Spin Speed Up To 1400rpm
- 15 Programmes
- Stainless Steel Drum
- 57 dB Noise Level
- Drum Clean
- Time Delay: 0-24h
- Fast + Function
- Child Lock

- AntiCrease+
- Hygiene+ Program
- Ultra Fast
- Unbalanced Load Control
- Anti Vibration S-Shaped Wall

DIMENSIONS (H x W x D)

- Unpacked: 840 x 600 x 590mm
- Packed: 880 x 650 x 600mm



DWD318

7/4kg Washer Dryer SteamCure Manhattan Gray

FEATURES

- Energy Rating: A
- 7kg Wash And 4kg Dry Capacity
- SteamCure Technology
- ProSmart Inverter Motor (10-years warranty)
- Electronic Control
- White LED Digital Display
- Variable Spin Speed Up To 1400rpm
- 15 Programmes
- Stainless Steel Drum
- 58 dB Noise Level
- Drum Clean
- Time Delay: 0- 24h
- Fast + Function
- Child Lock
- Anticrease+
- Hygiene+ Program

- Unbalanced Load Control
- Anti Vibration S-Shaped Wall

DIMENSIONS (H x W x D)

- Unpacked: 840 x 600 x 650mm
- Packed: 880 x 650 x 600mm





DTL153

17kg Top Loader AquaWave Inox

FEATURES

- 17kg Washing Capacity
- Fuzzy Logic Technology
- LED Display
- 10 Wash Programmes
- 4 Auxiliary Functions
- 10 Water Level Adjustments
- Stainless Steel Drum
- AquaWave Technology
- Air Turbo Drying
- Auto Balance Detection
- Time Delay
- Durable Glass Lid With Soft Close
- End Of Cycle Buzzer
- Double Water Inlet
- Child Lock Function

- Power Outage Memory

DIMENSIONS (H x W x D)

- Unpacked: 1060 x 665 x 675mm
- Packed: 1155 x 735 x 735mm



DTL160

14kg Top Loader AquaWave Manhattan Gray

FEATURES

- 14kg Washing capacity
- Fuzzy Logic Technology
- LED Display
- 8 Wash Programmes
- 8 Water Level Adjustments
- Stainless Steel Drum
- AquaWave Technology
- Time Delay
- Durable Glass Lid With Soft Close
- End Of Cycle Buzzer
- Single Inlet
- Child Lock Function
- Two Adjustable Legs
- Efficient Filter
- Silent Tech With S- Shaped Side Walls
- Soft Close Lid

DIMENSIONS (H x W x D)

- Unpacked: 980 x 590 x 640mm
- Packed: 1100 x 660 x 715mm



DTL165

8kg Top Loader Fountain Wash Manhattan Gray

FEATURES

- 8kg Washing Capacity
- Fuzzy Logic Technology
- Fountain Wash Impeller
- 10 Wash Programmes
- 4 Auxiliary Functions
- 10 Water Level Adjustments
- Stainless Steel Drum
- AquaWave Technology
- Time Delay
- Durable Glass Lid With Soft Close
- End Of Cycle Buzzer
- Single Water Inlet
- Child Lock Function
- Two Adjustable Legs
- Lint Filter
- Anti-Vibration Sidewalls

DIMENSIONS (H x W x D)

- Unpacked: 846 x 597 x 600mm
- Packed: 885 x 650 x 630mm





DTT152

15kg Twin Tub Washing Machine White

FEATURES

- 15kg Washing Capacity
- 5kg Spin/Rinse Capacity
- Variable Speed Up To 1350rpm
- 2 Washing Options
- Adjustable Water Level Indicator
- Two Water Inlet (TT)
- Advanced Paddled Pulsator
- Wash And Spin Timers
- Lint & Front Drain Filters
- Drainage Pump
- Castor Wheels
- Polypropylene Wash And Spin Tubs
- See-Through Lid
- No Plumbing Required

DIMENSIONS (H x W x D)

- Unpacked: 1032 x 940 x 550mm
- Packed: 1069 x 988 x 600mm



DTT151

15kg Twin Tub Washing Machine Metallic

FEATURES

- 15kg Washing Capacity
- 5kg Spin/Rinse Capacity
- Variable Speed Up To 1350rpm
- 2 Washing Options
- Adjustable Water Level Indicator
- Two Water Inlet (TT)
- Advanced Paddled Pulsator
- Wash And Spin Timers
- Lint & Front Drain Filters
- Drainage Pump
- Castor Wheels
- Polypropylene Wash And Spin Tubs
- See-Through Lid
- No Plumbing Required

DIMENSIONS (H x W x D)

- Unpacked: 1032 x 940 x 550mm
- Packed: 1069 x 988 x 600mm



DTT169

9kg Twin Tub Washing Machine White

FEATURES

- 9kg Washing Capacity
- 4kg Spin/Rinse Capacity
- Variable Speed Up To 1350rpm
- 2 Washing Options
- Adjustable Water Level Indicator
- Two Water Inlet (TT)
- Advanced Paddled Pulsator
- Wash And Spin Timers
- Lint & Front Drain Filters
- Drainage Pump
- Castor Wheels
- Polypropylene Wash And Spin Tubs
- See-Through Lid
- No Plumbing Required

DIMENSIONS (H x W x D)

- Unpacked: 1010 x 800 x 450mm
- Packed: 1020 x 830 x 490 mm





DTT180

18kg Twin Tub Washing Machine White

FEATURES

- 18kg Washing Capacity
- 7kg Spin / Rinse Capacity
- Variable Speed Up To 1350rpm
- 2 Washing Options
- Adjustable Water Level Indicator
- Two Water Inlet (TT)
- Advanced Paddled Pulsator
- Wash And Spin Timers
- Lint & Front Drain Filters
- Drainage Pump
- Castor Wheels
- Polypropylene Wash And Spin Tubs
- See-Through Lid
- No plumbing required

DIMENSIONS (H x W x D)

- Unpacked: 1072 x 990 x 565mm
- Packed: 1097 x 1025 x 610mm





DTD323

9kg Heat Pump Tumble Dryer Manhattan Gray

FEATURES

- Energy Rating: A++
- Drying Capacity: 9kg
- Sensor Controlled
- Red LED Digital Display
- 15 Programmes
- Stainless Steel Drum
- 65dB Noise Level
- AquaWave Technology
- Reverse Drum Action
- Xpress Super Short
- Hygiene + Programme
- AntiCrease+
- Child Lock
- Water Tank Full Indicator
- Easily Accessible Filter
- Filter Cleaning Indicator
- Optional Drying Rack
- End Of Cycle Buzzer

DIMENSIONS (H x W x D)

- Unpacked: 846 x 597 x 600mm
- Packed: 885 x 650 x 630mm



DTD322

10kg Condenser Tumble Dryer Manhattan Gray

FEATURES

- Energy Rating: B
- Capacity: 10kg
- Sensor Controlled
- Red LED Digital Display
- 15 Programmes
- Stainless Steel Drum
- 65dB Noise Level
- AquaWave Technology
- Reverse Drum Action
- Xpress Super Short
- Hygiene+ Programme
- AntiCrease+
- Child Lock
- Water Tank Full Indicator
- Easily Accessible Filter
- Filter Cleaning Indicator
- End Of Cycle Buzzer

DIMENSIONS (H x W x D)

- Unpacked: 846 x 597 x 600mm
- Packed: 885 x 650 x 630mm





DTD317



DTD316

DTD317/316

8kg Air Vented Tumble Dryer Manhattan Gray/White

FEATURES

- Energy Rating: C
- Drying Capacity: 8kg
- Sensor Controlled
- Red LED Digital Display
- 15 Programmes
- 67dBA Noise Level
- AquaWave Technology
- Xpress Super Short
- AntiCrease+
- Child Lock
- Easily Accessible Filter
- Filter Cleaning Indicator
- End Of Cycle Buzzer

DIMENSIONS (H x W x D)

- Unpacked: 856 x 595 x 884mm
- Packed: 885 x 650 x 595mm



DTD236



DTD235

DTD236/235

6kg Air Vented Tumble Dryer Manhattan Gray/White

FEATURES

- Energy Rating: C
- Drying Capacity: 6kg
- Timer Controlled
- Red LED Display
- 6 Programmes
- Two heat settings
- Reverse Drum Action
- Auto Anti-Creasing
- Child Lock
- Easily accessible Lint Filter
- Filter Cleaning Indicator
- Time Delay

DIMENSIONS (H x W x D)

- Unpacked: 846 x 600 x 597mm
- Packed: 890 x 665 x 630mm



FRONT LOADER WASHING MACHINE SPECIFICATIONS

Models	12kg Front Loader SteamCure Technology Manhattan Gray DAW388	10kg Front Loader SteamCure Technology Manhattan Gray DAW387	8kg Front Loader SteamCure Technology Manhattan Gray DAW386	7kg Front Loader AquaFusion Manhattan Gray DAW384	6kg Front Loader Steam Technology Manhattan Gray DAW392	7/4kg Washer Dryer SteamCure Manhattan Gray DWD318	8/5kg Washer Dryer SteamCure Technology Manhattan Gray DWD319
GENERAL Load Capacity Electronic Control Automatic Water Control AquaFusion Technology Max. Spin Speed ProSmart Inverter Motor	12kg Yes Yes Yes 1400 Yes	10kg Yes Yes Yes 1200 Yes	8kg Yes Yes Yes 1200 -	7kg Yes Yes Yes 1200 -	6kg Yes Yes Yes 1000 -	7/4kg Yes Yes - 1400 Yes	8/5kg Yes Yes - 1400 Yes
PERFORMANCE Energy Efficiency Water Usage Noise Rating	A+++(-10%) 60L 57 dB	A+++(-10%) 52L 55/72 dB	A+++ 48L 60/76 dB	A+++ 45L 61/77 dB	A+++ 43L 63/77 dB	A 45L 56/77/64 dB	A 57L 57/77/64 dB
DIMENSIONS H x W x D (mm)	840 x 600 x 670	840 x 600 x 640	840 x 600 x 590	840 x 600 x 550	840 x 600 x 450	880 x 650 x 600	880 x 650 x 600
EXTERIOR Colour Front Door Colour Display	Manhattan Grey Black with Chrome LCD	Manhattan Grey Black with Chrome LCD	Manhattan Grey LED	Manhattan Grey Black Colour LED	Manhattan Grey Body Colour LED	Manhattan Grey Black White LED	Manhattan Grey Black White LED
PROGRAMMES Wash Programmes Programme-1 Programme-2 Programme-3 Programme-4 Programme-5 Programme-6 Programme-7 Programme-8 Programme-9 Programme-10 Programme-11 Programme-12 Programme-13 Programme-14 Programme-15 Programme-16 Auxiliary Functions Auxiliary Function-1 Auxiliary Function-2 Auxiliary Function-3 Auxiliary Function-4	15 Cottons Cottons Eco Synthetics Mini 40 Wool/Handwash Delicates Spin+Drain Rinse Dark wash/J Jeans Stain Hygiene+ Duvet / Down wear Shirts Download cycle - - 4 Prewash Steam Fast+ Anti-Crease	15 Cottons Cottons Eco Synthetics Mini 14 Wool/Handwash Delicates Spin+Drain Rinse Dark wash/J Jeans Stain Hygiene+ Duvet / Down wear Shirts No - 4 Prewash Steam Fast+ BLE	15 Cottons Cottons Eco Synthetics Mini 14 Mix Wool/Handwash Delicates Spin+Drain Rinse Dark wash/J Jeans Stain Hygiene + Steam Down wear + Steam Shirts + Steam No - 4 Prewash Fast+ Extra Rinse NA	15 Cottons Cottons Eco Synthetics Mini 14' Mix Wool/Handwash Delicates Spin+Drain Rinse Downwear Outdoor Lingerie Shirts Hygiene - - 4 Prewash Fast + Extra Rinse Child Lock Func- tion Drum Clean	15 Cottons Cottons Eco 40° Cotton Eco 60° Cottons 60° with Pre wash Spin+Drain Rinse Drum Clean Downwear 40° Synthetics 20° Synthetics 40° Wool/Handwash 40° Shirts 40° Mini 30° Steam Technology - - 4 - - - - -	15 Cottons Cottons Eco Synthetics Wool/Handwash Mini/Mini 14' Downwear Download cycle Spin+Drain Rinse Shirts Cotton Dry Synthetic Dry Hygiene + Wash & Dry 4kg Wash & Dry Wash & Wear 4 Prewash Fast + Drying BLE	15 Cottons Cottons Eco Synthetics Wool/Handwash Mini/Mini 14' Downwear Download cycle Spin+Drain Rinse Shirts Cotton Dry Synthetic Dry Hygiene + Wash & Dry 5kg Wash & Dry Wash & Wear 4 Prewash Fast + Drying BLE

TOP LOADER WASHING MACHINE SPECIFICATIONS

Models	17kg Top Loader AquaWave Stainless Steel DTL 153	14kg Top Loader AquaWave Manhattan Grey DTL 160	8kg Top loader Fountain Wash Manhattan Grey DTL 165
PERFORMANCE Noise Rating	58/72	53/70	54/66
DIMENSIONS H x W x D (mm)	7060 x 665 x 675	980 x 590 x 640	940 x 570 x 595
MASS (kg)	53	43	37
WASHING CAPACITY	17	14	8
INNER TUB	Stainless Steel	Stainless Steel	Stainless Steel
DISPLAY	LED	LED	LED
COLOUR	Stainless Steel	Manhattan Grey	Manhattan Grey


TWIN TUB WASHING MACHINE SPECIFICATIONS

Models	18kg Twin Tub Washing Machine White DTT180	15kg Twin Tub Washing Machine Metallic DTT151	15kg Twin Tub Washing Machine White DTT152	9kg Twin Tub Washing Machine White DTT169
DIMENSIONS H x W x D (mm)	1072 x 990 x 565	1032 x 940 x 565	1032 x 940 x 565	1020 x 830 x 490
NET (kg) Unpacked	34	31	31	22
MAX CAPACITY	18	15	15	9
SPIN CAPACITY (kg)	7	7	7	5
Noise Rating	60dBA	60dBA	60dBA	60dBA
WASH MOTOR (W)	200	160	160	135
SPIN MOTOR (W)	80	80	80	60
MAX WATER USAGE (L)	110	95	95	60

TUMBLE DRYER SPECIFICATIONS

Models	9kg Heat Pump Dryer Manhattan Grey DTD323	10kg Condenser Dryer Manhattan Grey DTD322	8kg Air Vented Dryer Manhattan Grey DTD317	8kg Air Vented Dryer White DTD316	6kg Air Vented Dryer Manhattan Grey DTD236	6kg Air Vented Dryer White DTD235
GENERAL Drying Capacity Dryer Type Electronic Sensor Control	9kg Heat pump -	10kg Condenser -	8kg Air Vented Yes	8kg Air Vented Yes	6kg Air Vented -	6kg Air Vented -
PERFORMANCE Energy Efficiency	A++	B	C	C	C	C
DIMENSIONS H x W x D (mm)	846 x 597 x 569	846 x 597 x 568	850 x 600 x 540	850 x 600 x 540	850 x 600 x 560	850 x 600 x 560
EXTERIOR Colour Display	Manhattan Grey LED	Manhattan Grey LED	Metallic LED	White LED	Metallic -	White -
PROGRAMMES No. of Programmes Programme-1 Programme-2 Programme-3 Programme-4 Programme-5 Programme-6 Programme-7 Programme-8 Programme-9 Programme-10 Programme-11 Programme-12 Programme-13 Programme-14 Programme-15 Programme-16	16 Cotton Iron Dry Cotton Eco Dry Cotton Cupboard Dry Cotton Extra Dry Synthetic Iron Dry Synthetic Cupboard Dry Drying Rack Refresh Delicates Jeans Mix (Daily) Hygiene (Baby Protect) Gentle Care Hygiene (Baby Protect) Express SuperShort	15 Cotton Iron Dry Cotton Eco Dry Cotton Extra Dry Synthetic Iron Dry Synthetic Cupboard Daily Outdoor/Sports Refresh Drying Rack Delicates Mix (Daily) Hygiene (Baby Protect) Jeans Express SuperShort	15 Extra Dry Cupboard Dry+ Cupboard Dry Iron Dry Synthetic Cupboard Dry Synthetic Iron Dry Delicates 10' 20' 40' 60' Freshen Up Mini Shirts Jeans	15 Extra Dry Cupboard Dry+ Cupboard Dry Iron Dry Synthetic Cupboard Dry Synthetic Iron Dry Delicates 10' 20' 40' 60' Freshen Up Mini Shirts Jeans	2 Heat Settings Anti-Creasing Freshen Up Timer Programmes - - - - - - - - - - -	2 Heat Settings Anti-Creasing Freshen Up Timer Programmes - - - - - - - - - - -

DISHWASHER RANGE



Smarter Cleaning Starts Here: Explore Our Innovative Dishwashers

Discover the perfect blend of innovation and efficiency with our advanced dishwasher range. Designed to handle every culinary challenge, our sleek and stylish models ensure pristine dishes with each cycle. From customizable wash cycle options to eco-friendly features, Defy dishwashers promise reliability and performance, making them an essential addition to your modern home. Transform your dishwashing experience today and enjoy unparalleled cleanliness with every load.



CORNERWASH™ TECHNOLOGY

Our CornerWash Technology blasts away dirt from every nook and corner of your dishwasher. With specially designed spray arms, water, and detergent reach even the hardest-to-clean spots, leaving your dishes sparkling clean.



DEEP WASH

With three powerful jets that reach up to 30cm above the water, this feature delivers a thorough, intense clean. It's perfect for washing your largest and most stubborn items while using less water. Designed to handle your favorite, most-used dishes, it ensures they come out sparkling clean and ready for your next meal.



ENERGY EFFICIENCY

Save more on your electricity bills and help the environment with Defy's energy-efficient appliances! With 10% better efficiency than the standard A+++ rating, you'll enjoy lower energy costs and a smaller carbon footprint.

Make a smart choice for both your wallet and the planet!




AUTO DOOR

Once your washing cycle is complete, our Auto Door feature opens the door automatically to let fresh air in and help circulate it around your dishes. This helps to dry your dishes thoroughly and prevents any water stains, ensuring they come out spotless and gleaming every time.



HYPERCLEAN

Experience a new level of clean with our HyperClean feature! It creates a powerful cleaning zone that uses intense water pressure to deliver up to 5 times better performance than traditional dishwashers. Say goodbye to stubborn grime and hello to spotless dishes with less effort!



FAST+ FUNCTION

Get perfect results in less time with Defy's Fast+ Function. By increasing water and washing temperatures, you can shorten the duration of your wash by up to 70%. It's the ideal solution for those times when you need clean clothes quickly!

TECHNOLOGICAL SOLUTIONS



PROSMART INVERTER MOTOR

Smarter and simpler components mean a more efficient motor with less vibration. Power is not wasted in friction, resulting in a quieter system with a longer lifespan. Defy's ProSmart Inverter Motor washing machines have a 10 year motor warranty.



CORNERWASH TECHNOLOGY

Our CornerWash Technology blasts away dirt from every nook and corner of your dishwasher. With specially designed spray arms, water, and detergent reach even the hardest-to-clean spots, leaving your dishes sparkling clean.



ACTIVE FAN DRYING

A fan is used for air circulation not only to achieve perfect dryness but also to cool down dishes to normal temperature just as the Programme is over.



INTENSIVE WASH

Providing both powerful and gentle washing, this program is suitable for heavily soiled dishes, pots and pans. With a cleaning temperature of up to 70 degrees. Dirty dishes and kitchenware in the bottom basket are subjected to high water pressure whilst slightly dirty and delicate glassware in the top basket are washed at a lower water pressure.



AUTO PROGRAMME

To determine the appropriate wash cycle needed, dirt sensors automatically govern the cleanliness of the dishes first. Practical and economical, the auto Programme uses the minimum required amounts of water and electricity providing convenience and saving costs.



HYPERCLEAN TECHNOLOGY

Experience a new level of clean with our HyperClean feature! It creates a powerful cleaning zone that uses intense water pressure to deliver up to 5 times better performance than traditional dishwashers. Say goodbye to stubborn grime and hello to spotless dishes with less effort!



DEEP WASH

With three powerful jets that reach up to 30cm above the water, this feature delivers a thorough, intense clean. It's perfect for washing your largest and most stubborn items while using less water. Designed to handle your favourite, most-used dishes, it ensures they come out sparkling clean and ready for your next meal.

TIME SAVING SOLUTIONS



QUICK & DRY

Offering the convenience of speed and high quality washing, this Programme provides exceptional performance for not-so-dirty dishes in only 58 minutes.



FAST+ FUNCTION

Shorten the duration of the Program by up to 70% by increasing the water and washing temperature. Perfect results in less time, ideal for when you are in a hurry.

SAFETY & CONVENIENCE SOLUTIONS



SIDEWAY SLIDING CUTLERY BASKET

Effortlessly sliding left or right, the cutlery basket enables flexible loading of big kitchenware in the bottom basket.



PULL-OUT MULTIPURPOSE CUTLERY TRAY

A removable third pull-out tray is convenient for washing small espresso cups and cutlery.



HALF LOAD

A Half Load can be washed once this function is selected with the convenience of either or both baskets loaded for an environmentally friendly wash.



XL CAPACITY

The 13 place setting dishwasher provides extra capacity for large families saving detergent, water and energy compared to a standard 12 place setting dishwasher.



XXL CAPACITY

The 15 place setting dishwasher provides extra capacity for large families saving detergent, water and energy compared to a standard 14 place setting dishwasher.



ROBUST SPRAY ARM

Powerful washing requires powerful equipment. Introducing the Robust Spray arm design which allows for a more efficient and powerful washing action.



ACROBAT SYSTEM

Being flexible and convenient system, the height of the top basket can be easily adjusted even when it's loaded, to provide extra space for the top or bottom basket.

ENVIRONMENTAL SOLUTIONS



ENERGY EFFICIENCY

Lower your energy consumption, reducing electricity costs and benefiting the environment.



DDW377

15 Place Setting Dishwasher CornerWash Technology Dark Inox


FEATURES

- Energy Rating: A+++
- Capacity: 15 Place Setting
- CornerWash Technology
- DeepWash Technology
- ProSmart Inverter Motor (10-years warranty)
- White LED Display
- 7l Water Consumption
- 8 Programmes
- Stainless Steel Tub
- 44dBA Noise Level
- Time Delay
- Fast+ Function
- Child Lock

- Half Load
- Cutlery Tray + Cutlery Basket
- Adjustable Upper Basket
- Sliding Detergent Dispenser
- Salt Indicator
- Automatic Door opening

DIMENSIONS (H x W x D)

- Packed: 880 x 644 x 660mm
- Unpacked: 850 x 600 x 600mm



DDW366

15 Place Setting Dishwasher CornerWash Technology Inox


FEATURES

- Energy Rating: A+++
- Capacity: 15 Place Setting
- CornerWash Technology
- ProSmart Inverter Motor (10-years warranty)
- White LED Display
- 7l Water Consumption
- 8 Programmes
- Stainless Steel Tub
- 44dBA Noise Level
- Time Delay
- Fast+ Function
- Child Lock

- Half Load
- Cutlery Tray
- Adjustable Upper Basket
- Sliding Detergent Dispenser
- Salt Indicator
- Automatic Door opening

DIMENSIONS (H x W x D)

- Packed: 880 x 644 x 660mm
- Unpacked: 850 x 600 x 600 mm



DDW257

15 Place Setting Dishwasher HyperClean Technology Inox

FEATURES

- Energy Rating: A++
- Capacity: 15 Place Setting
- HyperClean Technology
- ProSmart Inverter Motor (10-years warranty)
- White LED Display
- 9.5l Water Consumption
- 8 Programmes
- Stainless Steel Tub
- 46dBA Noise Level
- Time Delay
- Fast+ Function

- Child Lock
- Half Load
- Robust Arm Spray
- Cutlery Tray + Cutlery Basket
- Sliding Detergent Dispenser
- Salt Indicator

DIMENSIONS (H x W x D)

- Packed: 880 x 644 x 660mm
- Unpacked: 850 x 600 x 600mm





DDW246

13 Place Setting Dishwasher Inox

FEATURES

- Energy Rating: A++
- Capacity: 13 Place Setting
- Red LED Display
- 11.4 water consumption
- 5 Programmes
- Stainless Steel Tub
- 47dBA Noise Rating
- Time Delay
- Child Lock
- Quick & Dry Programme
- Intensive Programme

- Half Load
- Robust Arm Spray
- Sliding Detergent Dispenser
- Salt Indicator
- Cutlery Basket

DIMENSIONS (H x W x D)

- Packed: 880 x 644 x 660mm
- Unpacked: 850 x 600 x 600mm



DDW242

13 Place Setting Dishwasher Manhattan Gray

FEATURES

- Energy Rating: A++
- Capacity: 13 Place Setting
- Red LED Display
- 11.4L water consumption
- 5 Programmes
- Stainless Steel Tub
- 47dBA Noise Rating
- Time Delay
- Child Lock
- Quick & Dry Programme
- Intensive Programme

- Half Load
- Robust Arm Spray
- Sliding Detergent Dispenser
- Salt Indicator
- Cutlery Basket

DIMENSIONS (H x W x D)

- Packed: 880 x 644 x 660mm
- Unpacked: 850 x 600 x 600 mm



DDW240

13 Place Setting Dishwasher White

FEATURES

- Energy Rating: A++
- Capacity: 13 Place Setting
- Red LED Display
- 11.4 water consumption
- 5 Programmes
- Stainless Steel Tub
- 47dBA Noise Rating
- Time Delay
- Child Lock
- Quick & Dry Programme
- Intensive Programme

- Half Load
- Robust Arm Spray
- Sliding Detergent Dispenser
- Salt Indicator
- Cutlery Basket

DIMENSIONS (H x W x D)

- Packed: 880 x 644 x 660mm
- Unpacked: 850 x 600 x 600mm





DISHWASHER SPECIFICATIONS

Models	13 Place Setting Dishwasher DDW246 (Inox) DDW242 (Manhattan Grey) DDW240 (White)	15 Place Setting Dishwasher HyperClean Technology DDW257 (Inox)	15 Place Setting Dishwasher CornerWash Technology DDW366 (Inox)	15 Place Setting Dishwasher CornerWash & Deepwash Technology DDW377 (Dark Inox)
GENERAL Place setting AquaIntense ProSmart motor Fast+ Function Electronic sensor control Deepwash Technology Cornerwash Technology	13 - - - Yes - -	15 Yes Yes Yes Yes - -	15 No Yes Yes Yes - Yes	15 - Yes Yes Yes Yes Yes
PERFORMANCE Energy Efficiency Water Consumption/Wash Noise Level (dBA)	A++ 11.4 47	A++ 9.5 46	A+++ 7 44	A+++ 7 44
DIMENSIONS H x W x D (mm)	850 x 600 x 600	850 x 600 x 600	850 x 598 x 600	850 x 598 x 600
EXTERIOR Colour Display	Brushed Inox / Metallic / White LED with Knob Control	Inox Fingerprint proof LCD	Inox Fingerprint proof LCD	Inox Fingerprint proof LCD
WASH ProgramMES Wash Programmes Programme-1 Programme-2 Programme-3 Programme-4 Programme-5 Programme-6 Programme-7 Programme-8	5 Eco 50°C Intensive 70°C Quick & Shine MINI Prewash - - -	8 Eco 50°C AquaFlex Auto Intensive 70°C Quick & Shine Glass Care 40°C MINI Prewash	8 Eco 50°C AquaFlex Auto Intensive 70°C Quick & Shine Glass Care 40°C MINI Prewash	8 Eco 50°C AquaFlex Auto Intensive 70°C Quick & Shine Glass Care 40°C MINI Prewash
RACKS & ACCESSORIES Bottom Basket Fold Down Racks Bottom Basket Bottle Holder Acrobat System Top Basket Fold Down Racks Third Cutlery Tray Knife Rack	- - - - - -	4 Yes Yes 3 Yes Yes	4 Yes Yes Yes Yes Yes	4 Yes Yes Yes Yes Yes

SMALL DOMESTIC APPLIANCE RANGE



Small Appliances, Big Impact: Everyday Essentials for Your Kitchen

The Defy Small Domestic Appliances (SDA) Range offers a comprehensive selection of high-quality products designed to enhance every aspect of modern living. From the kitchen to the living room, this range includes powerful Air fryers, versatile Microwaves, efficient Kettles, stylish Toasters, Robust blenders, and practical hand mixers, all crafted for superior performance, modern aesthetics and convenience.

Beyond the kitchen, DEFY's range extends to everyday essentials like Heaters, Fans, and Steam Irons, ensuring comfort and efficiency throughout the home. Each product is engineered with modern features and sleek designs, providing both functionality and aesthetic appeal.

TECHNOLOGICAL SOLUTIONS



VARIABLE HEIGHT ADJUSTMENT

Easily adjust the height of the appliance to suit your needs, providing optimal comfort and convenience during use.



STAINLESS STEEL BLENDER LEG

Features a durable stainless steel blender leg, ensuring long-lasting performance and easy maintenance.



REMOTE CONTROL

Operate the appliance effortlessly from a distance with the included remote control, enhancing user convenience.



LED ILLUMINATION

Equipped with LED lighting for better visibility and a modern look, making it easier to use in low-light conditions.



360° ROTATABLE

Enjoy full flexibility with a 360-degree rotatable design, allowing easy access and use from any angle.



LEFT AND RIGHT SWING

The appliance features a left and right swing function, providing even coverage and enhanced performance.



PIANO BLACK FINISH

Sleek and stylish piano black finish adds a touch of elegance to your kitchen or living space.



ADJUSTABLE TEMPERATURE

Allows precise control over the Temperature Settings, ensuring optimal cooking or operation for a variety of tasks.



STAINLESS STEEL FINISH

Features a sleek and durable stainless steel finish, adding a modern and polished look to your appliance while ensuring long-lasting quality.



TOASTER HIGH LIFT FUNCTION

Includes a high lift function for safely retrieving smaller items from the toaster without burning your fingers.



GLASS JUG

Features a high-quality glass jug, combining durability with a clear view of contents for precise blending or mixing.



5 BLADES

Comes with 5 sharp and efficient blades, designed for powerful and effective cutting or blending.



TIMER

A built-in timer allows you to set the exact duration for cooking or operation, ensuring perfect results every time.



STATIC GRILL

Whether you're grilling steaks, vegetables, or seafood, the grill function adds a smokey, charred flavour to your food, giving it a restaurant-quality taste!



AIRFRYER

Allows you to cook food with hot air, resulting in a crispy texture with less oil or fat compared to traditional frying.



HIGH POWER

Delivers high power for efficient and fast operation, making your tasks easier and quicker.



STAINLESS STEEL BLADES

Equipped with stainless steel blades, providing strength, longevity, and superior cutting performance.



AIR PURIFIER FUNCTION

Includes an air purification function, ensuring a healthier environment by reducing pollutants and allergens.



AUTOMATIC SWITCH-OFF

Automatically turns off the appliance when the set time is reached or when not in use, enhancing safety and energy efficiency.



REHEAT, DEFROST

Multi-functionality with reheat and defrost settings, making it easy to warm up or thaw food quickly.



EASY CLEANING

Designed for easy cleaning, with components that are simple to disassemble and clean, saving you time and effort.



AUTO SHUT OFF

Safety feature that automatically shuts off the appliance after a certain period of inactivity, preventing overheating.



PRESET MENUS

Offers pre-set menus and programmes for a variety of dishes, taking the guesswork out of cooking with one-touch convenience.



TOUCH SCREEN CONTROL PANEL

Modern touch screen control panel provides intuitive and easy operation, enhancing the user experience.



MANUAL CONTROL

Offers precise control over appliance settings, allowing you to customize your appliance's performance to your specific needs and preferences.



WATTAGE

The amount of electrical power the appliance consumes when in use.



STAINLESS STEEL BLADES

Equipped with stainless steel blades, providing strength, longevity, and superior cutting performance.



EXPRESS COOK FUNCTION

An express cook function allows you to prepare meals quickly, perfect for busy lifestyles.



CONCEALED HEATING ELEMENT

Features a concealed heating element for safer operation and easier cleaning, preventing accidental burns.



CHILD LOCK FUNCTION

Built-in Child Lock ensures safety by preventing accidental operation by children, giving you peace of mind.



RETRACTABLE CABLE STORAGE

Keeps cords organized and out of sight, preventing tripping hazards and reducing clutter around your appliance.



EXTRA LONG POWER CORD LENGTH

Features a concealed heating element for safer operation and easier cleaning, preventing accidental burns.



CONVECTION COOKING

Convection cooking circulates hot air around food, resulting in quicker cooking times, a crispy exterior, and even browning.



Fast Food Done Healthy.

Defy Air Fryers for Healthier, Tastier Meals

Redefine healthy eating and culinary convenience with our state-of-the-art Airfryers. Our innovative technology circulates hot air for healthier fried favourites, from golden French fries to juicy wings, with little to no oil. Plus, the easy-to-clean design ensures less time scrubbing and more time indulging.

It's guilt-free flavour, made easy.



DAF 2347 MBG

4.7L Matte Black & Silver Manual Air Fryer

FEATURES

- Capacity: 4.7L
- Matte Black Finish
- Wattage: 1500W Power
- Manual Control Panel
- Time Settings
- Temperature Settings
- Voltage: 220-240V~ 50-60Hz
- Class 1

DIMENSIONS

- Product (W x D x H): 263 x 348 x 306mm
- Pack Size: 2 Units Per Carton





DAF 3376 DBSW

7.6L Matte Black Digital Air Fryer

FEATURES

- Large Capacity: 7.6L
- Dark Stainless - Steel finish
- Wattage: 1750W
- Clear Viewing Window & LED Light
- Touch Screen Control Panel
- 13 Preset Menus
- Temperature up to 200 °C
- Max Cooking Time 60 Minutes
- Non-Stick Coated Single Basket With Fry Pan

- Steak, Chicken, Fish, Shrimp, French fries, Vegetable, Bacon, Bake, Reheat, Pre heat, Defrost, Toast
- Voltage: 220-240V~ 50-60Hz

DIMENSIONS

- Product (W x D x H): 412 x 292 x 320mm
- Pack Size: 1 Unit per carton



DAF 3376 DBS

7.6L Stainless Steel Air Fryer

FEATURES

- Large Capacity: 7.6L
- Stainless Steel Finish
- Wattage: 1750W
- Touch Screen Control Panel
- 13 Preset Menus
- Temperature Up To 200 °C
- Max Cooking Time 60 Minutes
- Non-Stick Coated Single Basket With Fry Pan
- Steak, Chicken, Fish, Shrimp, French Fries, Vegetable, Bacon, Bake, Reheat, Pre Heat, Defrost, Toast

- Voltage: 220-240V~ 50-60Hz

DIMENSIONS

- Product (W x D x H): 412 x 292 x 320mm
- Pack Size: 1 Unit per carton



DAF 3376 DB

7.6L Matte Black Digital Air Fryer

FEATURES

- Large Capacity: 7.6L
- Matte Black Finish
- Wattage: 1750W Power
- LED Digital Display & LED Digital Touch Control panel
- Temperature Up To 200 °C
- Max Cooking Time 60 Minutes
- Plastic Housing
- Basket Viewing Window

- Non-Stick Coated Single Basket With Fry Pan

DIMENSIONS

- Product (W x H x D): 438 x 374 x 385mm
- Pack Size: 1 Unit per carton



DAF 3376 MBG

7.6L Matte Black & Silver Manual Air Fryer

FEATURES

- Large Capacity: 7.6L
- Matte Black Finish
- Manual Control Panel
- Temperature Up To 200 °C
- Max Cooking Time 60 Minutes
- Non-Stick Coated Single Basket With Fry Pan
- Wattage: 1750W Power
- Voltage: 220-240V~ 50-60Hz

DIMENSIONS

- Product (W x D x H): 438 x 374 x 385mm
- Pack Size: 1 Unit per carton





Elevate your cooking experience with our wide range of microwaves

Experience seamless operation with intuitive controls and built-in safety features like auto shut-off for peace of mind. Plus, with energy-efficient designs, you'll save on costs while enjoying reliable, high-quality performance in every meal.



DMO 500

27L Black Air Fryer Microwave

FEATURES

- Cavity Volume : 27L
- Air Fryer Microwave
- Digital Display Touch Control Panel
- Microwave/ Grill Power: 900W/ 1000W
- Power Levels: 10
- Type Of Cavity: Stainless Steel
- Maximum Timer Duration: 95 Minutes
- Turn-Table Diameter: 28.8 cm
- 5 In 1: Heat, Air Fry, Grill, Bake, Cook
- Steam Clean Function
- 33 + 12 Chef Curated Built-In Recipes
- Voltage: 220-240V~ 50-60Hz

DIMENSIONS

- Product (WxDxH): 220 x 150 x 232mm
- Pack Size: 1 Unit per carton



**CHECK OUT OUR
LATEST RECIPES**



DMO 134

34L Digital Grill Microwave



FEATURES

- Capacity: 34L
- Grill Microwave
- Voltage: 220-240V~ 50-60Hz Class 1
- Microwave: 1500W
- Grill: 1300W
- Door Type: Push Button
- Control Type: Membrane Touch
- Child Lock Function
- Microwave Power Level: 11
- Clock & Timer Function
- Max Timer Length: 95min
- Express Cook Function (1 Button 30 seconds)
- Multistage Cooking : 3
- Accessories: Glass Tray & Grill Rack

- 15 Preset Cooking Programs: Popcorn, Beverage, Potato, Auto Reheat, Rice, Pizza, Vegetables, Frozen Dinner, Weight Defrost, Speed Defrost, Chicken, Beef/ Mutton, Skewered Meat, Bacon Express Cook Function, Reheat Function

DIMENSIONS

- Product (W x D x H): 539 x 451 x 300mm
- Pack Size: 1 Unit per carton



DMO 143

43L Digital Solo Microwave



FEATURES

- Capacity: 43L
- Solo Microwave
- Voltage: 220-240V~ 50-60Hz Class 1
- 1500W
- Door Type: Push Button
- Control Type: Membrane Touch
- Child Lock Function
- Microwave Power Level: 11
- Clock & Timer Function
- Max Timer Length: 95min
- Express Cook Function (1 Button 30 Seconds)
- Multistage Cooking: 3
- Accessories: Glass Tray

- Preset Cooking Programs: Popcorn, Beverage, Potato, Auto Reheat, Rice, Pizza, Vegetables, Frozen Dinner, Weight Defrost, Speed Defrost, Chicken

DIMENSIONS

- Product (W x D x H): 553 x 485 x 311mm
- Pack Size: 1 Unit per carton



DMO 243

43L Digital Convection Microwave



FEATURES

- Capacity: 43L
- Convection Microwave
- Voltage: 220-240V~ 50-60Hz Class 1
- Microwave: 1500W
- Grill: 2200W
- Convection: 2200W
- Door type: Handle
- Control type: Sensor touch
- Child Function
- Microwave Power Level: 11
- Clock & Timer Function
- Max Timer Length: 95min
- Express Cook Function (1 Button 30 Seconds)
- Multistage Cooking : 3

- Convection Fan Motor: 220 – 240~ V ; 50/ 60Hz
- Accessories: Glass Tray & Baking Tray
- Preset Cooking Programs: Popcorn, Beverage, Potato, Auto Reheat, Rice, Pizza, Vegetables, Frozen dinner, Weight Defrost, Speed Defrost, Chicken, Beef/ Mutton, Skewered meat, Cake, Pizza, Reheat Function

DIMENSIONS

- Product (W x D x H): 553 x 582 x 311mm
- Pack Size: 1 Unit per carton





DMO 390

30L Silver Solo Microwave

FEATURES

- Cavity Volume: 30L
- Solo Microwave
- Electronic Control
- Digital Display
- 900W Power Output
- Preset Menu Programs
- Cooking End Signal
- Interior Cavity: Grey Painted
- Silver Finish
- Mirror Glass Door
- Voltage: 220-240V~ 50-60Hz

DIMENSIONS

- Product (W x H x D): 495 x 424 X 290mm
- Pack Size: 1 Unit per carton



DMO 381

20L Silver Solo Microwave

FEATURES

- Cavity Volume : 20L
- Solo Microwave
- Manual Control
- 6 Power Level
- 700W Power Output
- Cooking End Signal
- Interior Cavity: Grey Painted
- Silver Finish
- Mirror Glass Door
- Voltage: 220-240V~ 50-60Hz

DIMENSIONS

- Product (W x H x D): 495 x 424 X 290mm
- Pack Size: 1 Unit per carton



DMO 384

20L White Solo Microwave

FEATURES

- Cavity Volume: 20L
- Solo Microwave
- Manual Control
- 6 Power Level
- 700W Power Output
- Cooking End Signal
- Interior Cavity: White Painted
- White Colour Finish
- Normal Glass Door
- Voltage: 220-240V~ 50-60Hz

DIMENSIONS

- Product (W x H x D): 495 x 424 X 290mm
- Pack Size: 1 Unit per carton



MOH 2330 BL

30L Mini Oven

FEATURES

- 30L Oven Capacity
- 2 Hotplates (1000W & 800W)
- 3200W
- Selectable Functions (grill, bake & toast)
- Oven and hotplates can work simultaneously
- 4 Control Knobs
- 100-230°C Oven Temperature
- 1.2m Power Cord Length
- Voltage: 220-240V~ 50-60Hz

ACCESSORIES

- 1 x Bake tray
- 1 x Wire Rack

DIMENSIONS (W x H x D)

- Product: 385 x 308 X 507mm
- Pack Size: 1 Unit per carton







WK 4215 G

Grey Glow Kettle

FEATURES

- 1850-2200W
- 1.7 L capacity
- Dry boil protection
- Concealed heating element
- Automatic lid
- Heat Transfer System
- Voltage: 220-240V~ 50-60Hz

DIMENSIONS

- Product (W x H x D): 225 x 245 x 160mm
- Pack Size: 4 Units Per Carton



TA 4220 G

Grey Glow Toaster

FEATURES

- 800W
- 2 Slice Toaster
- 2 Short & wide slots (High lift function to easily remove your toast)
- 7 Manual levels for browning control settings
- Voltage: 220-240V~ 50-60Hz
- Removable crumb tray
- Defrost, reheat and cancel functions
- Cord storage

DIMENSIONS

- Product (W x H x D): 180 x 285 x 195mm
- Pack Size: 4 Units Per Carton



TB 6260 G

Grey Glow Table Blender

FEATURES

- 600W
- 1.5 L Plastic jug
- 2 speed settings
- Pulse function
- Stainless steel 4 blade system
- Lid and Jug Locking Mechanism
- Voltage: 220-240V~ 50-60Hz

DIMENSIONS

- Product (W x H x D): 170 x 400 x 212mm
- Pack Size: 2 Units Per Carton





WK 4216 B

Piano Black Glow Kettle

FEATURES

- 1850-2200W
- 1.7L capacity
- Cordless
- Concealed Heating element
- Dry Boil Protection
- 360° Rotatable
- Voltage: 220-240V~ 50-60Hz

DIMENSIONS

- Product (W x D x H): 22 x 244 x 158mm
- Pack Size: 4 Units Per Carton



TA 4221 G

Piano Black Glow Toaster

FEATURES

- 800W
- 2 Slice Toaster
- 2 short & wide slots (High lift function to easily remove your toast)
- 7 manual levels for browning control settings
- Voltage: 220-240V~ 50-60Hz
- Removable crumb tray
- Defrost, reheat and cancel functions
- Cord storage

DIMENSIONS

- Product (W x D x H): 180 x 285 x 195mm
- Pack Size: 4 Units Per Carton



TB 6261 G

Piano Black Glow Table Blender

FEATURES

- 600W
- 1.5L Glass jug
- 2 speed settings
- Pulse function
- Stainless steel 4 blade system
- Lid and Jug Locking Mechanism
- Easy power cord storage
- Voltage: 220-240V~ 50-60Hz

DIMENSIONS

- Product (W x D x H): 212 x 170 x 400mm
- Pack Size: 2 Units Per Carton





HM 5041 G

Piano Black Glow Hand Mixer

FEATURES

- 425W
- Turbo function & 5 speed settings
- Eject button
- Beater & dough hook accessories
- Vertical storage
- Dishwasher safe accessories
- Voltage: 220-240V~ 50-60Hz

DIMENSION

- Product (W x D x H): 300 x 101 x 176mm
- Pack Size: 6 Units Per Carton



HB 3261 G

Piano Black Glow Hand Blender

FEATURES

- 600W
- Turbo function
- 2 speed function
- Stainless steel blade system
- Stainless steel blender leg
- Voltage: 220-240V~ 50-60Hz

DIMENSION

- Product (W x D x H): 530 x 530 x 370mm
- Pack Size: 2 Units Per Carton





WK 5300 G

Tinted Glass Kettle

FEATURES

- 1850 – 2200W
- 1.7L capacity
- Tinted Glass & stainless-steel
- Cordless
- Concealed Heating element
- Dry Boil Protection
- 360° Rotatable
- Water Level Indicator
- Voltage: 220-240V~ 50-60Hz

DIMENSIONS

- Product (W x D x H): 210 x 150 x 249.5mm
- Pack Size: 4 Units Per Carton



WK 5100 JS

Stainless Steel Cordless Kettle

FEATURES

- 1850 – 2200W
- 1.7L capacity
- Stainless steel finish
- Cordless
- Concealed Heating element
- Dry Boil Protection
- 360° Rotatable
- Voltage: 220-240V~ 50-60Hz

DIMENSIONS

- Product (W x D x H): 220 x 150 x 232mm
- Pack Size: 4 Units Per Carton







SIS 6126 R

2600W Steam Station

FEATURES

- 2600W
- 6 Bar Pump Pressure
- 110g/Min Continuous Steam
- Digital Display
- Smart Eco Mode:
Automatically Sets Optimum Steam & Temperature Level For Different Fabrics
- Steamxtra® Soleplate
Auto Shut-Off, Anti-Drip,
Vertical Steam, Self-Clean

- 2 X Anti-Calc Cartridge
- 1.8m Power Cable Length
- Safety Locking Mechanism
- 1l Removable Water Tank
- Dry Boil Protection

DIMENSIONS (W x H x D)

- Product: 250 x 300 x 385mm
- Pack Size: 1 Unit per carton



SI 4126 BG

2600W Steam Iron

FEATURES

- 2600W
- Auto Shut Off
- Shock Steam: 120 g/min
- Continuous Steam : 35 g/min
- 240ml Water tank capacity
- Vertical steam
- Auto off
- Ceramic soleplate
- Anti-drip

- Self-clean
- Dry Ironing
- Voltage: 220-240V~ 50-60Hz

DIMENSIONS (W x H x D)

- Product: 495 x 424 x 290mm
- Pack Size: 8 Unit Per Carton



SI 2322 CX

2200W Steam Iron

FEATURES

- 2200W
- Shock Steam Up To 100 G/Min
- Continuous Steam Up To 12 G/Min
- 220ml Water Tank Capacity
- Ceramic Soleplate
- Anti-Calc & Self-Clean
- Vertical Steam
- Dry Ironing
- Power: 1460-1750W
- Voltage: 220-240V~ 50-60Hz

DIMENSIONS (W x H x D)

- Product: 495 x 424 x 290mm
- Pack Size: 8 Unit Per Carton



SI 4122 CXP

2200W Steam Iron

FEATURES

- 2200W
- Shock Steam up to 100 g/min
- Continuous Steam up to 12 g/min
- 220ml Water tank capacity
- Ceramic Soleplate
- Anti-calc & Self-clean
- Vertical Steam
- Dry Ironing

- Power: 1460-1750W
- Voltage: 220-240V~ 50-60Hz

DIMENSIONS (W x H x D)

- Product: 495 x 424 x 290mm
- Pack Size: 8 Unit Per Carton



SI 8059 A1

1750W Steam Iron

FEATURES

- 1750W
- Non-Stick Soleplate (Ceramic Coating)
- 2m Power Cord
- 26 Soleplate Holes/Vents
- Adjustable Thermostat Temperature Control
- 12g/Min Steam Rate
- Vertical Burst Of Steam
- Water Tank (220ml)
- Anti Scale

- Self Clean
- Voltage: 220-240V~ 50-60Hz

DIMENSIONS (W x H x D)

- Product: 495 x 424 x 290mm
- Pack Size: 8 Unit Per Carton





DHC 6820 W

1800W White Convactor Heater

FEATURES

- 1800W
- Elegant White Design
- 2 heat settings
- Temperature Setting: 5-28°C
- On/Off Switch
- Slim Metal Panel Design
- Free-Standing
- 1.5m Power Cord
- Safety Tip-Over Switch Built In
- Overheat Protection: 25-45°

DIMENSIONS

- Product (W x H x D): 650 x 215 x 505mm
- Pack Size: 1 Unit per carton



DBF 400

Black Bladeless Fan & Purifier with RC

FEATURES

- Bladeless Fan
- Air purifier function
- Multifunctional remote control
- Matte black elegant design
- Power: 36W
- Matte Black Elegant Design
- 10 Speed Setting
- 4 Wind Modes: Sleep Mode / Smart Mode / Baby Mode / Normal Wind Mode
- Oscillation Function (Wider Range Of Air Flow Direction 60 Degrees)
- 2pc H13 Hepa Purifying Filter Fresh Air Release
- 12 Hour Programmed Timer

- Power Off Memory Function: Auto-Off Function
- Quiet And Powerful Dc Motor
- Temperature Display On Smart Mode
- Multi-Functional Remote Control

DIMENSIONS

- Product (W x D x H): 255 x 255 x 1056mm
- Pack Size: 1 Unit per carton



DTF 200

White Mechanical Tower Fan with 2 Hour timer

FEATURES

- 35W
- White Finish
- Oscillation (Left & Right)
- Mechanical Control
- 2 Hour Timer
- 3 Fan speeds
- Height: 75.2cm

DIMENSIONS

- Product (W x D x H): 158 x 158 x 785mm
- Pack Size: 1 Unit per carton



VC 32801 R

Orion 3: Red Bagless Vacuum Cleaner

FEATURES

- Bagless Vacuum Cleaner
- 2300W Cleaning Performance
- 200W Suction Power
- Perform-Cyclone Suction Technology
- Water Filtration Feature
- 1.8L Dust Capacity
- 76 dB(A) Noise Level
- HEPA12 Filter
- 5m Cord Length (7.5m Operatoral Radius)
- Carpet / Hard Floor Nozzle

- Crevice Tool
- Dust Brush
- Metal Telescopic
- Upholstery Tool
- Cable Rewinder

DIMENSIONS

- Product (W x D x H): 158 x 158 x 785mm
- Pack Size: 1 Unit per carton



CONTACT DETAILS

SOUTH AFRICA

National:

086 100 DEFY (3339)

Western Cape, Cape Town

Phone: (021) 526-3000

Bloemfontein, Free State

Phone: (051) 400-3900

Eastern Cape, East London

Phone: (041) 401-6400

Eastern Cape, Port Elizabeth

Phone: (041) 401-6400

Limpopo - Polokwane

Phone: (015) 292-1166

Gauteng, Midrand

Phone: (011) 621-0200

Kwazulu-Natal

Phone: (031) 460-9711

Defy Authorized Service Centers

Service Call Centre

Phone: 086 100 DEFY (3339)

Service Centre Springfield Park

Phone: (031) 579 1567

AFRICA

Namibia Agent

Atlantic Distributors

Phone: +264 6121 6162

Botswana Agent

Ray Morgan Agency

Office & Sales: +267 390 6476

RMA Service: +267 390 3912/96

Whatsapp: +267 71 389 727

Zambia Agent

Southgate Investments Limited
Showroom

East Park: +260 77406 9895

Malambo: +260 96237 1914

Lumumba: +260 97523 4300

Online Store: +260 77488 1723

Service Centre: +260 97988 3667

Zimbabwe Agent

Trade Com Africa, Unit 5 Stand 18380,

Mukuvisi Industrial Park, Harare

Mobile: +263 783603580

Phone: +263 772469010/11

Outlet store

Paddington square, 178 ED Harare,

Tel: +263 78 498 7351

TV Sales and Home Pvt Ltd.

Retail store Graniteside, Harare

Mobile: +263 242772384/5

Phone: +263 242710233

Mozambique

Cool Electronics LDA

Tel: +258 845028881

AFRICA

Swaziland Agent

Phone: +268 2518 4310

Malawi Westgate Investments

South Park Mall, Area 3, Lilongwe,

Phone: +265 991304730

Kampala House, Kamuzu

Lilongwe,

Phone: +265 999377581

South Park Mall, Area 3,

Lilongwe,

Phone: +265 991304730

Malawi Selfast Trading

Limbe Store Livingstone Avenue

Lilongwe Store

Area 3 & City Mall

Zomba Store

Market Area

Contact Number: +265992774999

Seychelles

South Seas- import export

021 205 1956

Indian Ocean Export Company

Phone: +27 31 312 6262

+27 60 986 4329

Mauritius

Courts Mammouth

Tel: +230 207 1100



ART OF LIVING



www.defy.co.za